



RAPORT PRIVIND DATORIA PUBLICA

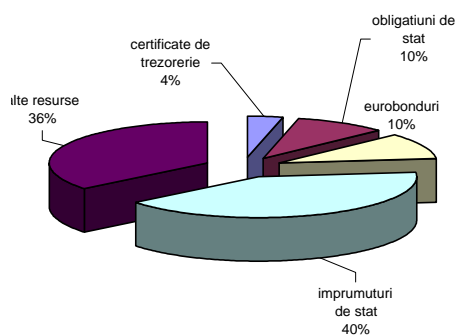
30 NOIEMBRIE 2007

A. Datoria Publica*		
Compozitia Datoriei Publice (milioane lei)		
	31 decembrie 2006	noiembrie 2007**
Total Datorii Publica	63.338,6	74.718,5
Total Datorii Publica % PIB	18,86%	19,1%
din care:		
A. Datorii publica guvernamentala	94,52%	93,87%
Datorii publica locala	5,48%	6,13%
B. Negociabile	18,35%	23,22%
Ne-Negociabila	81,65%	76,78%
C. RON	40,86%	50,38%
EURO	35,43%	32,45%
Alte valute	23,71%	17,17%

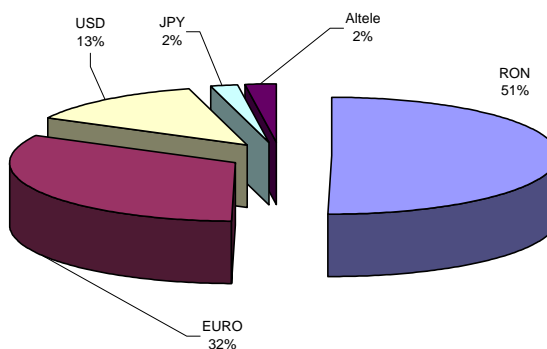
* include datoria garantata de stat si de autoritatile administratiei publice locale

** date operative

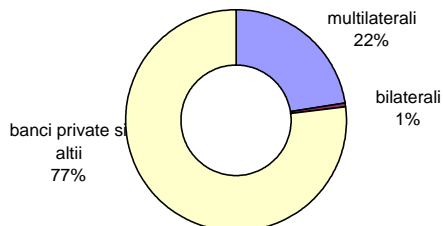
Structura datoriei publice guvernamentale pe tipuri de instrumente



Structura datoriei guvernamentale pe tipuri de valute



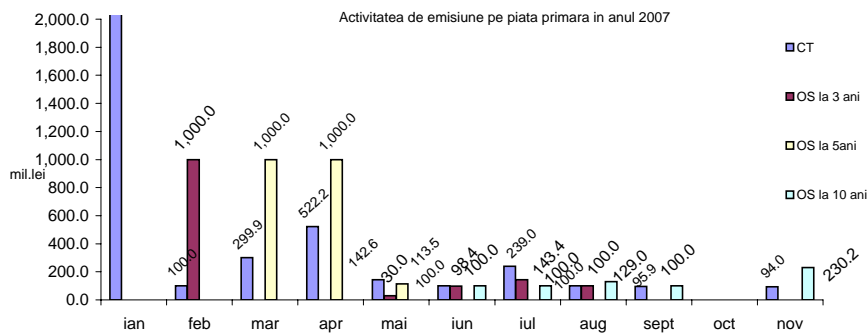
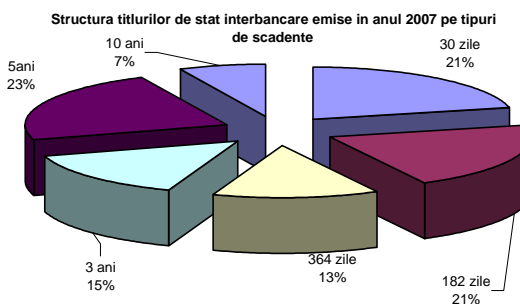
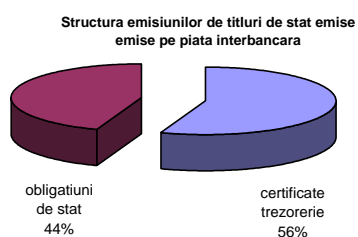
Structura datoriei guvernamentale pe tipuri de detinatori



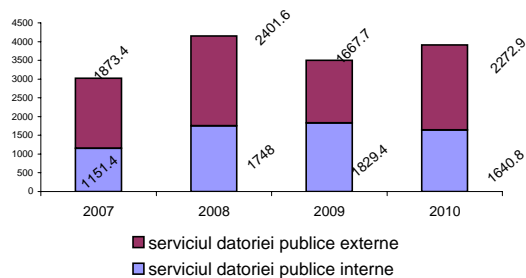
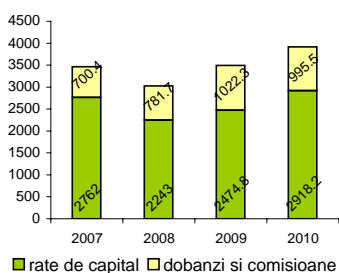


B. Imprumuturi noi (ianuarie - Noiembrie 2007)*

Structura imprumuturilor emise in perioada Ianuarie - Septembrie 2007		mil. lei
- emisiuni de titluri de stat pe piata interbancara		9,338.3
- imprumuturi de stat, din care:		3,442.7
- contractate direct		3,046.7
- garantate de stat		396
TOTAL		12,781.0



C. Serviciul datoriei publice guvernamentale





D. Piata primara si secundara a titlurilor de stat

I. Piata primara

1. Calendarul emisiunilor de titluri de stat Trimestrul IV- 2007

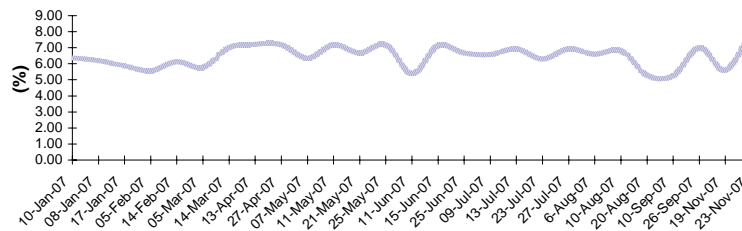
	Data Licitatiei	Data Decontarii	Instrumentul de datorie	valori indicative (mil. Lei)
OCTOMBRIE	04-Oct-07	08-Oct-07	RO0717DBN038	500.0
	10-Oct-07	12-Oct-07	RO0708CTN014	100.0
	18-Oct-07	22-Oct-07	RO0712DBN021	200.0
	24-Oct-07	26-Oct-07	RO0708CTN0J2	100.0
NOIEMBRIE	01-Nov-07	05-Nov-07	RO0710DBN017	500.0
	07-Nov-07	09-Nov-07	RO0708CTN0K0	600.0
	15-Nov-07	19-Nov-07	RO0717DBN038	400.0
	21-Nov-07	23-Nov-07	RO0708CTN0L8	400.0
DECEMBRIE	06-Dec-07	10-Dec-07	RO0710DBN017	500.0
	12-Dec-07	14-Dec-07	RO0708CTN0M6	700.0
	20-Dec-07	24-Dec-07	RO0717DBN038	200.0

2. Rezultatele licitatiilor (ianuarie - Octombrie 2007)

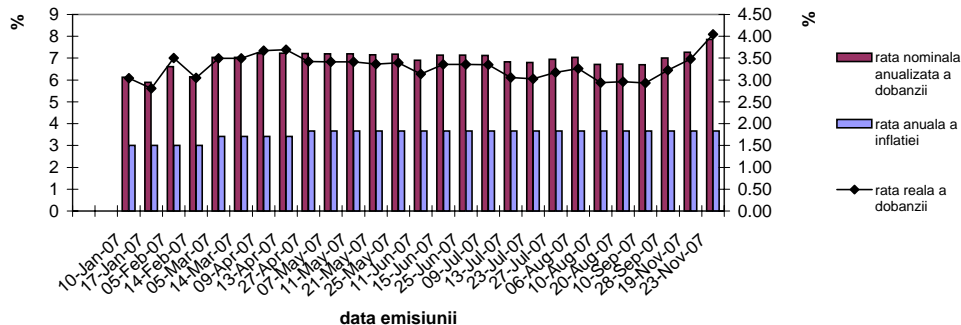
mil. lei

Licitatie	ISIN	Scadenta	Volum anuntat (prospect emisiune)	Volum oferta de cumparare	Volum adjudecat	Randament
CT						
08-Jan-07	RO0707CTN025	11-Jul-07	500.0	4,043.7	500.0	6.28%
15-Jan-07	RO0707CTN033	18-Jul-07	1,000.0	5,450.9	1,000.0	5.81%
12-Feb-07	RO0707CTN041	15-Aug-07	100.0	801.9	100.0	6.05%
11-Apr-07	RO0708CTN064	11-Apr-08	1,500.0	2,305.5	422.3	7.23%
25-Apr-07	RO0708CTN072	25-Apr-08	100.0	545.4	99.9	7.21%
09-May-07	RO0708CTN080	09-May-08	500.0	735.6	42.6	7.20%
23-May-07	RO0708CTN098	23-May-08	100.0	433.8	100.0	7.18%
13-Jun-07	RO0708CTN0A1	13-Jun-08	100.0	302.5	100.0	7.14%
11-Jul-07	RO0708CTN0C7	11-Jan-08	500.0	1,050.4	139.0	7.14%
27-Jul-07	RO0708CTN0D5	25-Jul-08	100.0	379.9	99.9	6.95%
08-Aug-07	RO0708CTN0E3	08-Feb-08	100.0	468.7	100.0	6.71%
26-Sep-07	RO0708CTNH6	26-Sep-08	100.0	285.7	95.9	7.00%
21-Nov-07	RO0708CTNL8	23-May-08	500.0	699.6	94.0	7.85%
OS						
01-Feb-07	RO0710DBN017	25-Oct-10	1,000.0	2,073.7	1,000.0	6.61%
01-Mar-07	RO0712DBN021	05-Mar-12	1,500.0	3,811.9	1,000.0	7.03%
12-Mar-07	RO0708CTN056	12-Mar-08	300.0	988.4	299.9	7.03%
05-Apr-07	RO0712DBN021	05-Mar-12	1,500.0	2,053.3	1,000.0	7.21%
03-May-07	RO0712DBN021	05-Mar-12	700.0	1,547.9	113.5	7.20%
17-May-07	RO0710DBN017	25-Oct-10	100.0	366.1	30.0	7.15%
07-Jun-07	RO0717DBN038	11-Jun-17	100.0	419.8	100.0	6.91%
21-Jun-07	RO0710DBN017	25-Oct-10	100.0	421	98.4	7.14%
05-Jul-07	RO0710DBN017	25-Oct-10	500.0	768.6	143.4	7.13%
19-Jul-07	RO0717DBN038	11-Jun-17	100.0	448.8	100.0	6.80%
02-Aug-07	RO0710DBN017	25-Oct-20	100.0	299.3	100.0	7.04%
16-Aug-07	RO0717DBN038	11-Jun-17	100.0	436.12	129.0	6.73%
06-Sep-07	RO0717DBN038	11-Jun-17	100.0	363.2	100.0	6.70%
04-Oct-07	RO0717DBN038	11-Jun-17	500.0	743.5	0	
10-Oct-07	RO0708CTN014	10-Oct-08	100.0	194.2	0	
18-Oct-07	RO0712DBN021	05-Mar-12	100.0		0	
15-Nov-07	RO0717DBN038	11-Jun-17	400	840.3	230.2	7.27%

Evolutia randamentelor titlurilor de stat active in perioada ianuarie-30 noiembrie 2007



Evolutia ratelor reale ale dobanzilor titlurilor de stat lansate in perioada 01.01-30.11.2007 comparativ cu ratele inflatiei





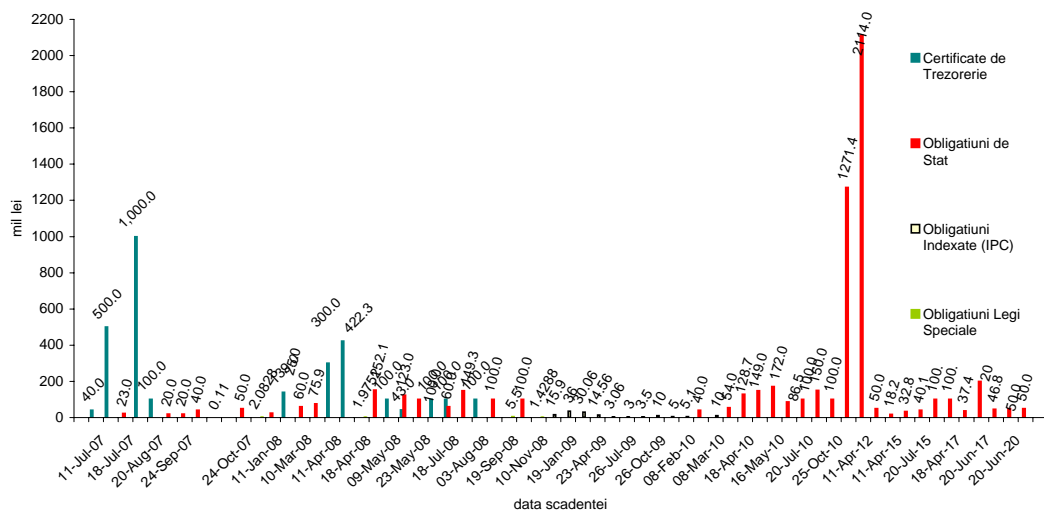
Scadenta ramasa a titlurilor de stat *

	31-Dec-06	%	30-Nov-07	%
Suma totala	3,139.8	100.0%	7,983.1	100.0%
din care:				
pe termen scurt (<1an)	569.2	18.1%	2,422.1	30.3%
pe termen mediu (1-5 ani)	2,045.2	65.1%	4,674.9	58.6%
pe termen lung (>5ani)	525.4	16.7%	886.1	11.1%

* nu include eurobondurile

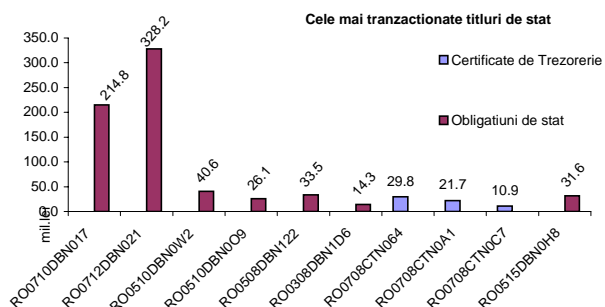
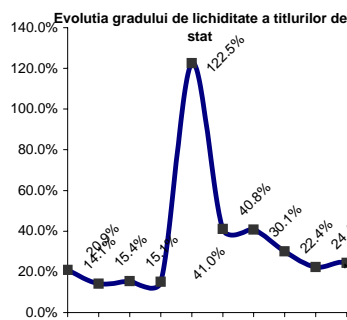
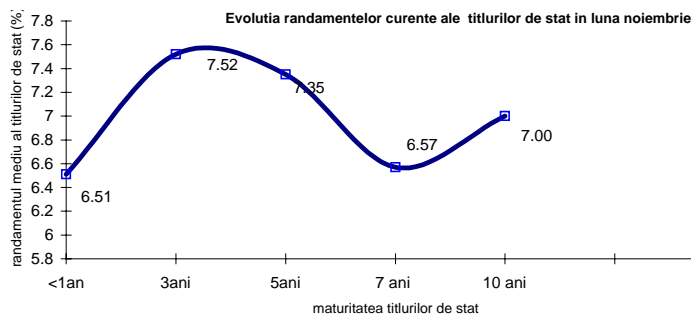
Valoarea medie a scadentei ramase pentru CT si OS la 30 noiembrie 2007 este de: 3.2 ani

Graficul de rambursare a titlurilor de stat active



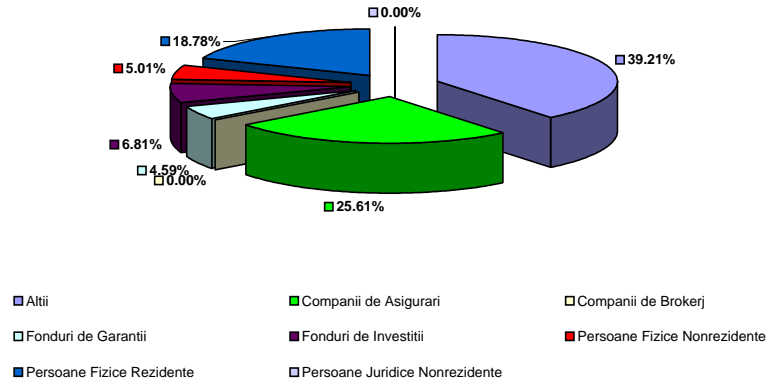
Nota: nu include emisiunile de euroobligatiuni

I. Piata secundara a titlurilor de stat

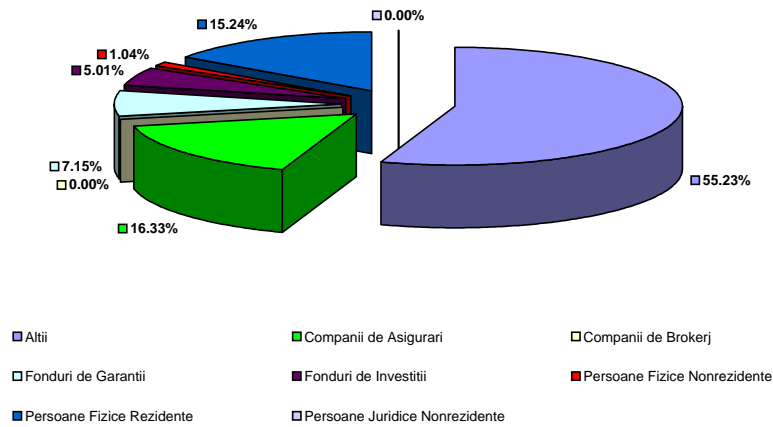




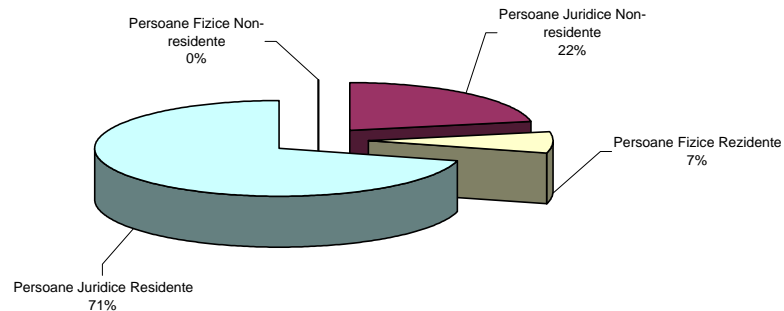
Volumul tranzactiilor pe categorii de clienti in perioada 1-30 noiembrie (vanzare)



Volumul tranzactiilor pe categorii de clienti in perioada 1-30 noiembrie (cumparare)

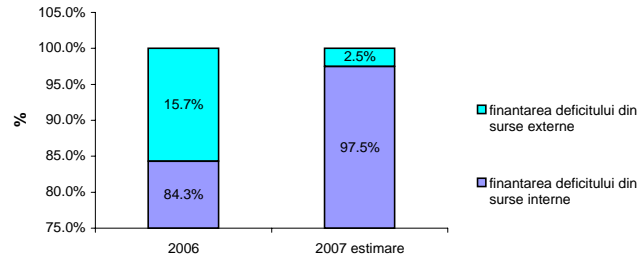


Volumul tranzactiilor pe categorii de conturi clienti in perioada 1-30 noiembrie 2007

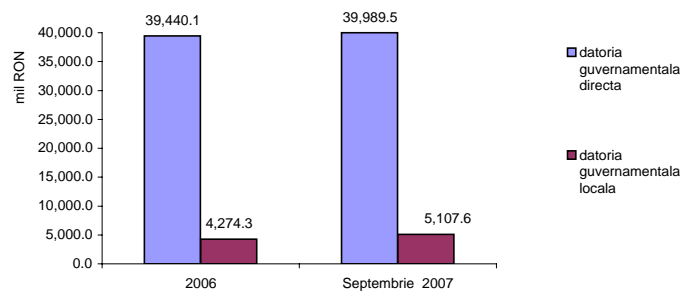




E. Finantarea deficitului bugetar



F. Datoria guvernamentala conform metodologiei UE



F. Comparatii internationale

Romania indeplineste trei din cele cinci criterii de la Maastricht, cel referitor la datoria publica, deficitul bugetar si rata de schimb.

