



RAPORT PRIVIND DATORIA PUBLICA

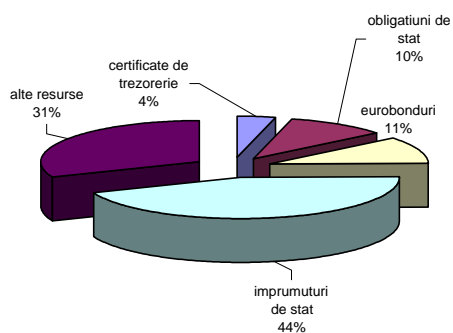
30 SEPTEMBRIE 2007

A. Datoria Publica*		
Compozitia Datoriei Publice (milioane lei)		
	31 decembrie 2006	septembrie 2007**
Total Datorie Publica	63.338,6	67.455,8
Total Datorie Publica % PIB	18,86%	17,3%
din care:		
A. Datorie publica guvernamentala	94,52%	93,79%
Datorie publica locala	5,48%	6,21%
B. Negociabile	18,35%	24,85%
Ne-Negociabila	81,65%	75,15%
C. RON	40,86%	46,82%
EURO	35,43%	34,31%
Alte valute	23,71%	18,87%

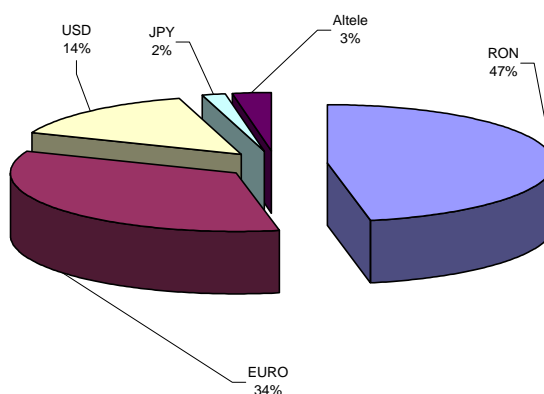
* include datoria garantata de stat si de autoritatile administratiei publice locale

** date operative

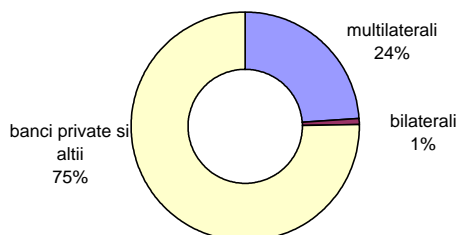
Structura datoriei publice guvernamentale pe tipuri de instrumente



Structura datoriei guvernamentale pe tipuri de valute



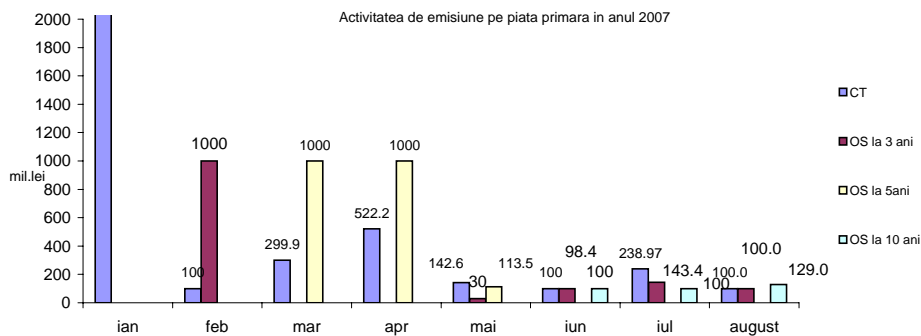
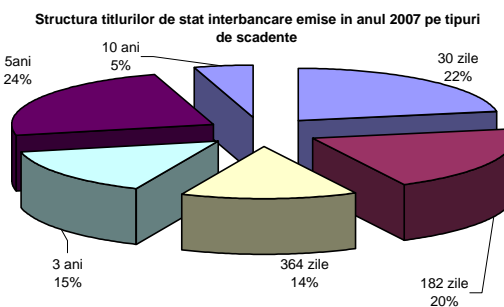
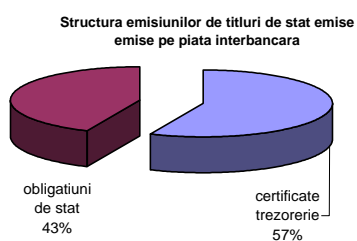
Structura datoriei guvernamentale pe tipuri de detinatori



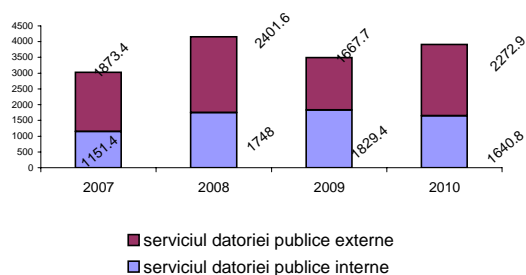
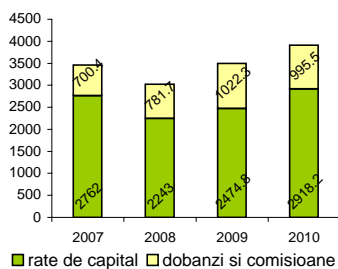


B. Imprumuturi noi (ianuarie - Septembrie 2007)

Structura imprumuturilor emise in perioada ianuarie - Septembrie 2007		mil. lei
- emisiuni de titluri de stat pe piata interbancara		9,014.1
- imprumuturi de stat, din care:		3,442.7
- contractate direct		3,046.7
- garantate de stat		396
TOTAL		12,456.8



C. Servicii datoriei publice guvernamentale





D. Piata primara si secundara a titlurilor de stat

I. Piata primara

1. Calendarul emisiunilor de titluri de stat Trimestrul III - 2007

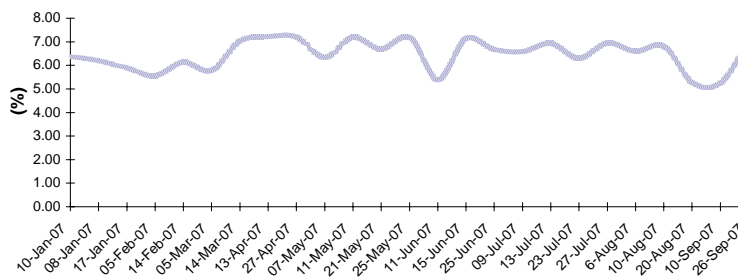
	Data Licitatiei	Data Decontarii	Instrumentul de datorie	valori indicative (mil. Lei)
IULIE	05-Jul-07	09-Jul-07	RO0710DBN017	500.0
	11-Jul-07	13-Jul-07	RO0708CTN0C7	500.0
	19-Jul-07	23-Jul-07	RO0717DBN038	100.0
	25-Jul-07	27-Jul-07	RO0708CTN0D5	100.0
AUGUST	02-Aug-07	06-Aug-07	RO0710DBN017	100.0
	08-Aug-07	10-Aug-07	RO0708CTN0E3	100.0
	16-Aug-07	20-Aug-07	RO0717DBN038	100.0
	22-Aug-07	24-Aug-07	RO0708CTN0F0	100.0
SEPTEMBRIE	06-Sep-07	10-Sep-07	RO0717DBN038	100.0
	12-Sep-07	14-Sep-07	RO0708CTN0G8	100.0
	20-Sep-07	24-Sep-07	RO0710DBN017	100.0
	26-Sep-07	28-Sep-07	RO0708CTN0H6	100.0

2. Rezultatele licitatiilor (Ianuarie - August 2007)

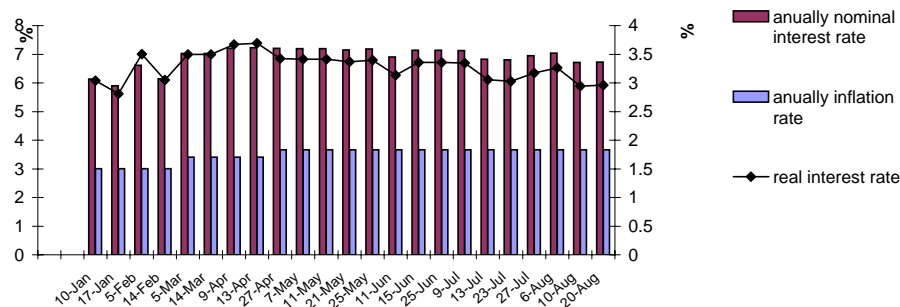
mil. lei

Licitatie	ISIN	Scadenta	Volum anuntat (prospect emisiune)	Volum oferta de cumparare	Volum adjudecat	Randament
CT						
08-Jan-07	RO0707CTN025	11-Jul-07	500.0	4,043.7	500.0	6.28%
15-Jan-07	RO0707CTN033	18-Jul-07	1,000.0	5,450.9	1,000.0	5.81%
12-Feb-07	RO0707CTN041	15-Aug-07	100.0	801.9	100.0	6.05%
11-Apr-07	RO0708CTN064	11-Apr-08	1,500.0	2,305.5	422.3	7.23%
25-Apr-07	RO0708CTN072	25-Apr-08	100.0	545.4	99.9	7.21%
09-May-07	RO0708CTN080	09-May-08	500.0	735.6	42.6	7.20%
23-May-07	RO0708CTN098	23-May-08	100.0	433.8	100.0	7.18%
13-Jun-07	RO0708CTN0A1	13-Jun-08	100.0	302.5	100.0	7.14%
11-Jul-07	RO0708CTN0C7	11-Jan-08	500.0	1,050.4	139.0	7.14%
27-Jul-07	RO0708CTN0D5	25-Jul-08	100.0	379.9	99.9	6.95%
08-Aug-07	RO0708CTN0E3	08-Feb-08	100.0	468.7	100.0	6.71%
26-Sep-07	RO0708CTN0H6	26-Sep-08	100.0	285.7	95.9	7.00%
OS						
01-Feb-07	RO0710DBN017	25-Oct-10	1,000.0	2,073.7	1,000.0	6.61%
01-Mar-07	RO0712DBN021	05-Mar-12	1,500.0	3,811.9	1,000.0	7.03%
12-Mar-07	RO0708CTN056	12-Mar-08	300.0	988.4	299.9	7.03%
05-Apr-07	RO0712DBN021	05-Mar-12	1,500.0	2,053.3	1,000.0	7.21%
03-May-07	RO0712DBN021	05-Mar-12	700.0	1,547.9	113.5	7.20%
17-May-07	RO0710DBN017	25-Oct-10	100.0	366.1	30.0	7.15%
07-Jun-07	RO0717DBN038	11-Jun-17	100.0	419.8	100.0	6.91%
21-Jun-07	RO0710DBN017	25-Oct-10	100.0	421	98.4	7.14%
05-Jul-07	RO0710DBN017	25-Oct-10	500.0	768.6	143.4	7.13%
19-Jul-07	RO0717DBN038	11-Jun-17	100.0	448.8	100.0	6.80%
02-Aug-07	RO0710DBN017	25-Oct-20	100.0	299.3	100.0	7.04%
16-Aug-07	RO0717DBN038	11-Jun-17	100.0	436.12	129.0	6.73%
06-Sep-07	RO0717DBN038	11-Jun-17	100.0	363.2	100.0	6.70%

Evolutia randamentelor titlurilor de stat active in perioada ianuarie-30 septembrie 2007



Evolutia ratelor reale ale dobanzilor titlurilor de stat lansate in perioada 01.01-30.09.2007 comparativ cu ratele inflatiei





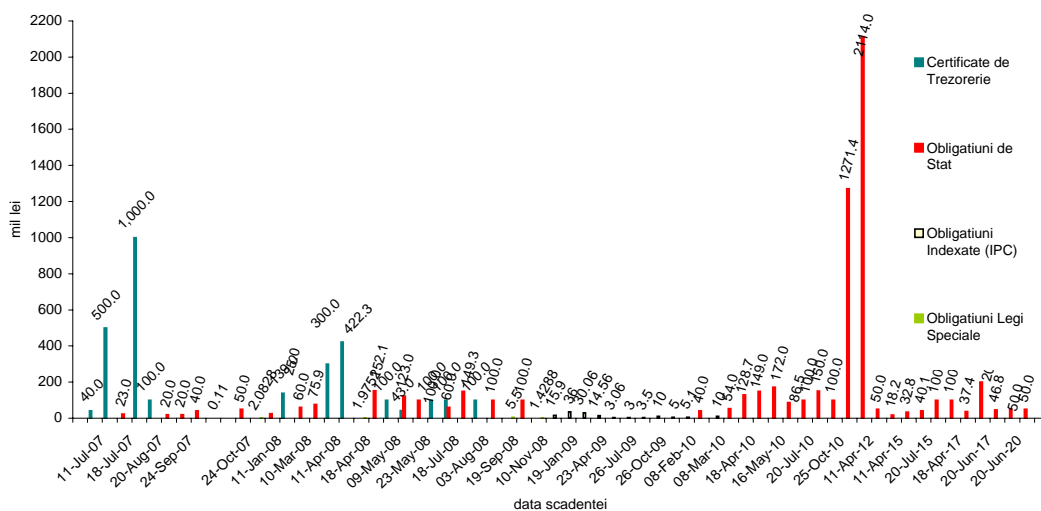
Scadenta ramasa a titlurilor de stat *

	31-Dec-06	%	31-Aug-07	%
Suma totala	3,139.8	100.0%	8,425.7	100.0%
din care:				
pe termen scurt (<1an)	569.2	18.1%	2,162.9	25.7%
pe termen mediu (1-5 ani)	2,045.2	65.1%	5,476.7	65.0%
pe termen lung (>5ani)	525.4	16.7%	786.1	9.3%

* nu include eurobondurile

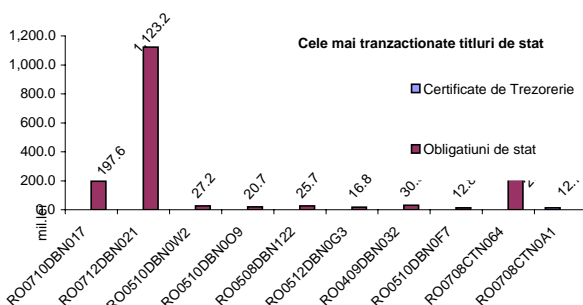
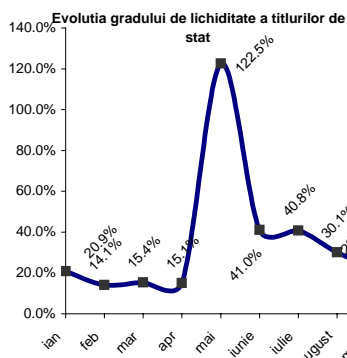
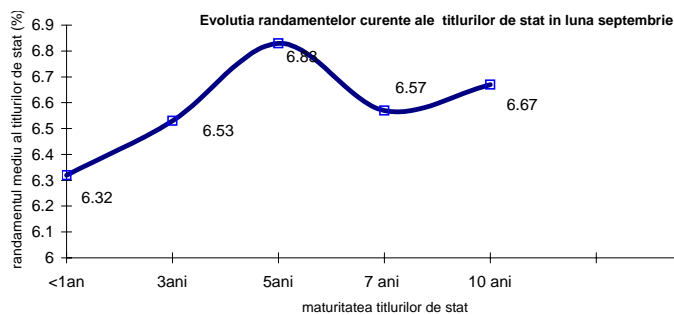
Valoarea medie a scadentei ramase pentru CT si OS la 31 august 2007 este de: 3.5 ani

Graficul de rambursare a titlurilor de stat active



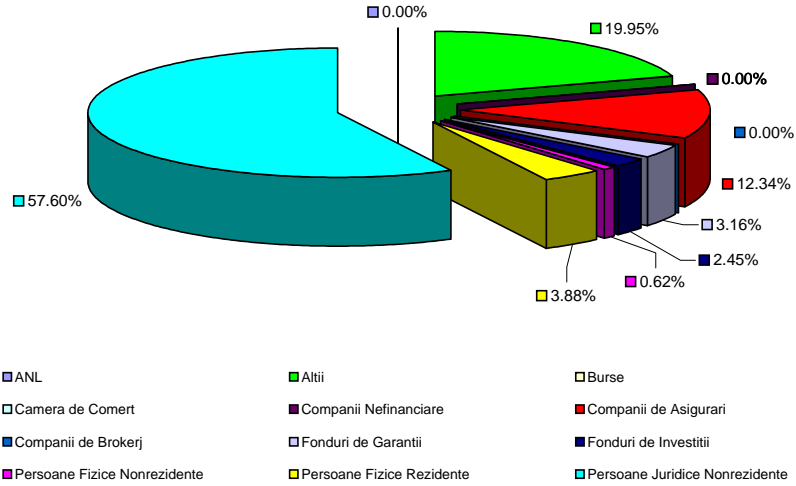
Nota: nu include emisiunile de euroobligatiuni

I. Piata secundara a titlurilor de stat

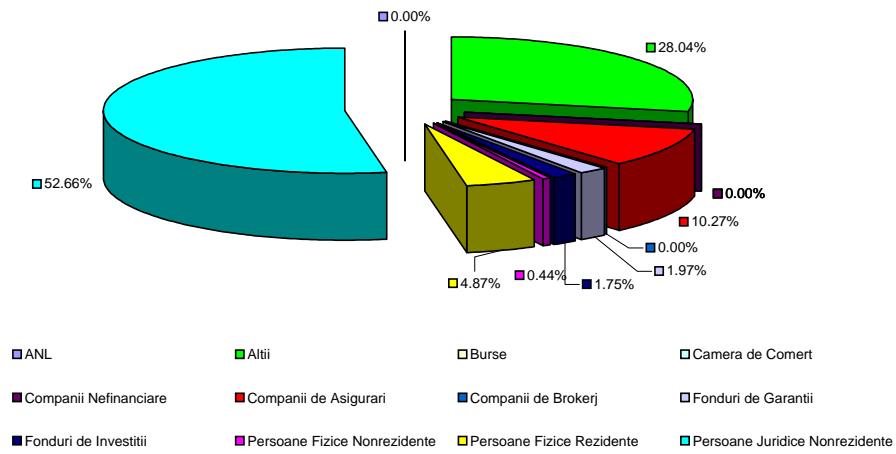




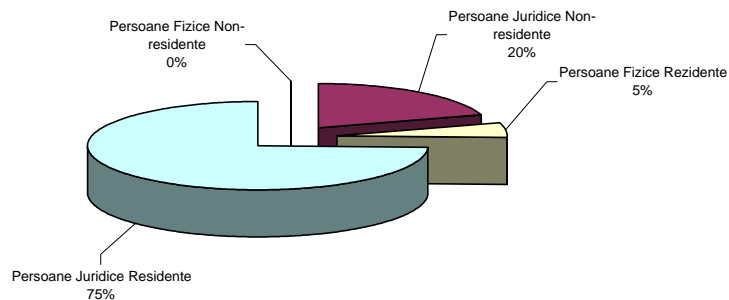
Volumul tranzactiilor pe categorii de clienti in perioada 1-30 septembrie (vanzare)



Volumul tranzactiilor pe categorii de clienti in perioada 1-30 septembrie (cumparare)

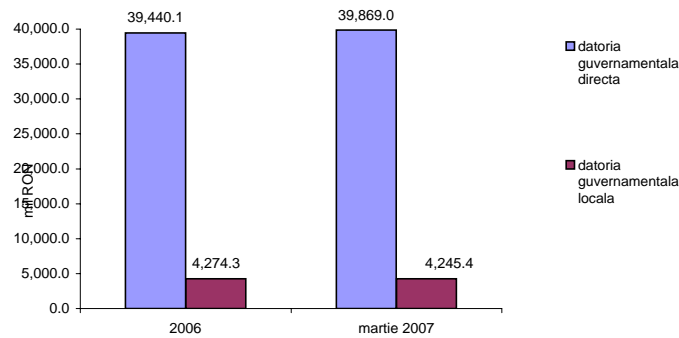


Volumul tranzactiilor pe categorii de conturi clienti in perioada 1-30 septembrie 2007





E. Datoria guvernamentala conform metodologiei UE



F. Comparatii internationale

Romania indeplineste trei din cele cinci criterii de la Maastricht, cel referitor la datoria publica, deficitul bugetar si rata de schimb.

