



## RAPORT PRIVIND DATORIA PUBLICA

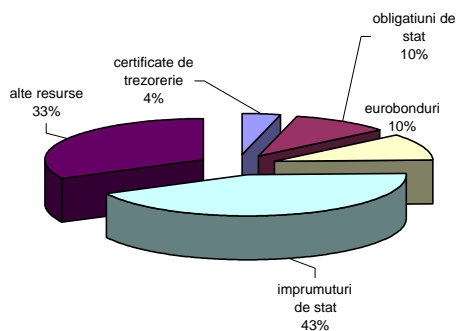
31 OCTOMBRIE 2007

A. Datoria Publica*		
Compozitia Datoriei Publice (milioane lei)		
	31 decembrie 2006	octombrie 2007**
Total Datorie Publica	63.338,6	68.290,3
<b>Total Datorie Publica % PIB</b>	<b>18,86%</b>	<b>17,5%</b>
din care:		
A. Datorie publica guvernamentala	94,52%	93,80%
Datorie publica locala	5,48%	6,20%
B. Negociabile	18,35%	24,41%
Ne-Negociabila	81,65%	75,59%
C. RON	40,86%	47,99%
EURO	35,43%	33,73%
Alte valute	23,71%	18,28%

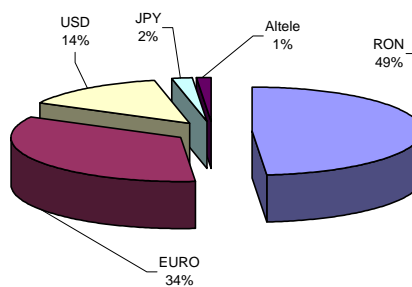
\* include datoria garantata de stat si de autoritatile administratiei publice locale

\*\* date operative

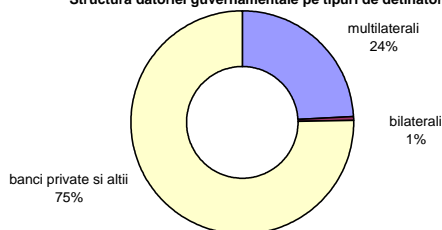
Structura datoriei publice guvernamentale pe tipuri de instrumente



Structura datoriei guvernamentale pe tipuri de valute



Structura datoriei guvernamentale pe tipuri de detinatori

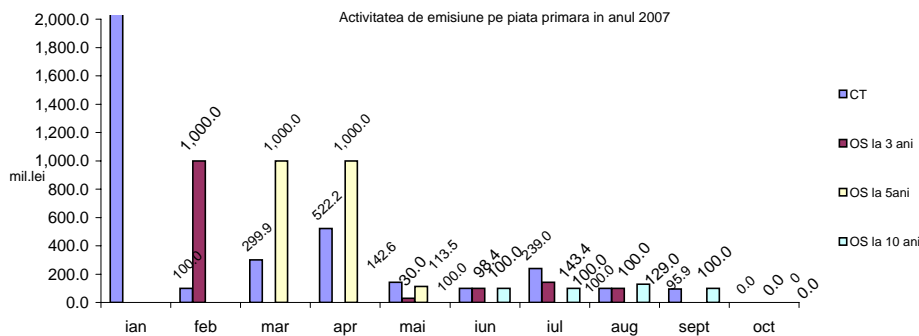
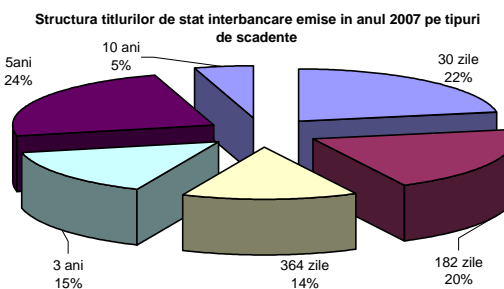
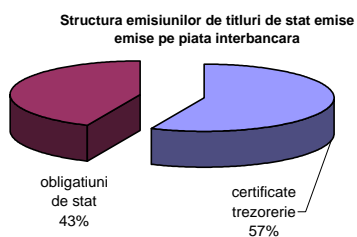




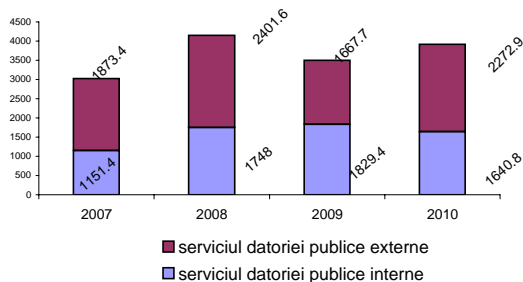
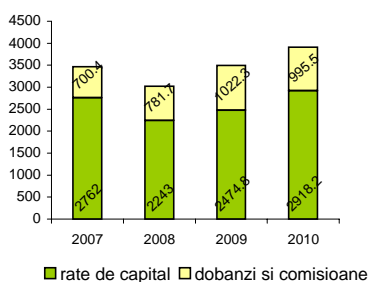
B. Imprumuturi noi (ianuarie - Octombrie 2007)\*

mil. lei

Structura imprumuturilor emise in perioada ianuarie - Septembrie 2007	
- emisiuni de titluri de stat pe piata interbancara	9,014.1
- imprumuturi de stat, din care:	3,442.7
- contractate direct	3,046.7
- garantate de stat	396
<b>TOTAL</b>	<b>12,456.8</b>



C. Serviciul datoriei publice guvernamentale





D. Piata primara si secundara a titlurilor de stat

I. Piata primara

1. Calendarul emisiunilor de titluri de stat Trimestrul IV - 2007

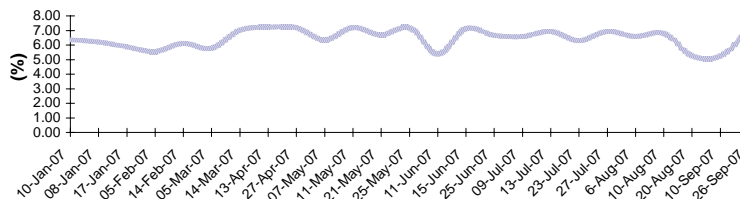
	Data Licitatiei	Data Decontarii	Instrumentul de datorie	valori indicative ( mil. Lei )
OCTOMBRIE	04-Oct-07	08-Oct-07	RO0717DBN038	500.0
	10-Oct-07	12-Oct-07	RO0708CTN014	100.0
	18-Oct-07	22-Oct-07	RO0712DBN021	200.0
	24-Oct-07	26-Oct-07	RO0708CTN0J2	100.0
NOIEMBRIE	01-Nov-07	05-Nov-07	RO0710DBN017	500.0
	07-Nov-07	09-Nov-07	RO0708CTN0K0	600.0
	15-Nov-07	19-Nov-07	RO0717DBN038	400.0
	21/11/2007	23-Nov-07	RO0708CTN0L8	400.0
DECEMBRIE	06-Dec-07	10-Dec-07	RO0710DBN017	500.0
	12-Dec-07	14-Dec-07	RO0708CTN0M6	700.0
	20-Dec-07	24-Dec-07	RO0717DBN038	200.0

2. Rezultatele licitatiilor ( ianuarie - octombrie 2007 )

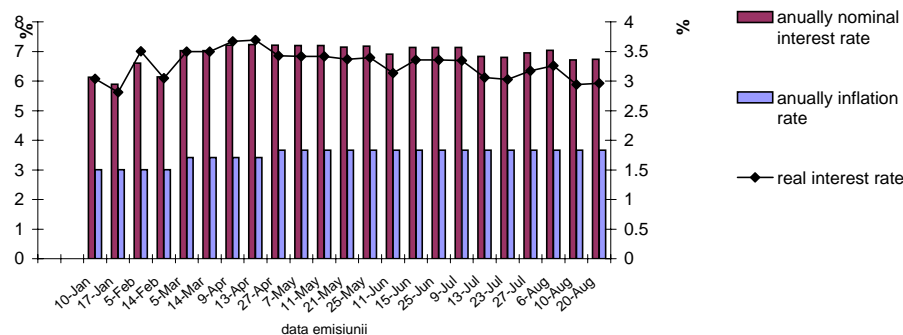
mil. lei

Licitatie	ISIN	Scadenta	Volum anuntat (prospect emisiune)	Volum oferta de cumparare	Volum adjudecat	Randament
<b>CT</b>						
08-Jan-07	RO0707CTN025	11-Jul-07	500.0	4,043.7	500.0	6.28%
15-Jan-07	RO0707CTN033	18-Jul-07	1,000.0	5,450.9	1,000.0	5.81%
12-Feb-07	RO0707CTN041	15-Aug-07	100.0	801.9	100.0	6.05%
11-Apr-07	RO0708CTN064	11-Apr-08	1,500.0	2,305.5	422.3	7.23%
25-Apr-07	RO0708CTN072	25-Apr-08	100.0	545.4	99.9	7.21%
09-May-07	RO0708CTN080	09-May-08	500.0	735.6	42.6	7.20%
23-May-07	RO0708CTN098	23-May-08	100.0	433.8	100.0	7.18%
13-Jun-07	RO0708CTN0A1	13-Jun-08	100.0	302.5	100.0	7.14%
11-Jul-07	RO0708CTN0C7	11-Jan-08	500.0	1,050.4	139.0	7.14%
27-Jul-07	RO0708CTN0D5	25-Jul-08	100.0	379.9	99.9	6.95%
08-Aug-07	RO0708CTN0E3	08-Feb-08	100.0	468.7	100.0	6.71%
26-Sep-07	RO0708CTNH6	26-Sep-08	100.0	285.7	95.9	7.00%
<b>OS</b>						
01-Feb-07	RO0710DBN017	25-Oct-10	1,000.0	2,073.7	1,000.0	6.61%
01-Mar-07	RO0712DBN021	05-Mar-12	1,500.0	3,811.9	1,000.0	7.03%
12-Mar-07	RO0708CTN056	12-Mar-08	300.0	988.4	299.9	7.03%
05-Apr-07	RO0712DBN021	05-Mar-12	1,500.0	2,053.3	1,000.0	7.21%
03-May-07	RO0712DBN021	05-Mar-12	700.0	1,547.9	113.5	7.20%
17-May-07	RO0710DBN017	25-Oct-10	100.0	366.1	30.0	7.15%
07-Jun-07	RO0717DBN038	11-Jun-17	100.0	419.8	100.0	6.91%
21-Jun-07	RO0710DBN017	25-Oct-10	100.0	421	98.4	7.14%
05-Jul-07	RO0710DBN017	25-Oct-10	500.0	768.6	143.4	7.13%
19-Jul-07	RO0717DBN038	11-Jun-17	100.0	448.8	100.0	6.80%
02-Aug-07	RO0710DBN017	25-Oct-20	100.0	299.3	100.0	7.04%
16-Aug-07	RO0717DBN038	11-Jun-17	100.0	436.12	129.0	6.73%
06-Sep-07	RO0717DBN038	11-Jun-17	100.0	363.2	100.0	6.70%
04-Oct-07	RO0717DBN038	11-Jun-17	500.0	743.5	0	
10-Oct-07	RO0708CTN014	10-Oct-08	100.0	194.2	0	
18-Oct-07	RO0712DBN021	05-Mar-12	100.0		0	

Evolutia randamentelor titlurilor de stat active in perioada ianuarie-31 octombrie 2007



Evolutia ratelor reale ale dobanzilor titlurilor de stat lansate in perioada 01.01-31.10.2007 comparativ cu ratele inflatiei





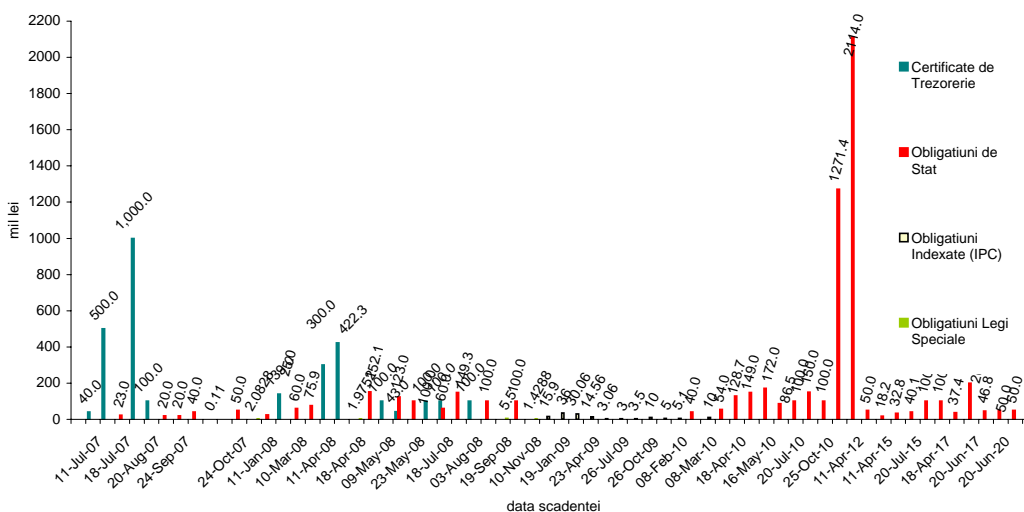
**Scadenta ramasa a titlurilor de stat \***

	31-Dec-06	%	31-Oct-07	%
Suma totala	3,139.8	100.0%	8,008.1	100.0%
din care:				
pe termen scurt (<1an)	569.2	18.1%	2,447.1	30.6%
pe termen mediu (1-5 ani)	2,045.2	65.1%	4,674.9	58.4%
pe termen lung (>5ani)	525.4	16.7%	886.1	11.1%

\* nu include eurobondurile

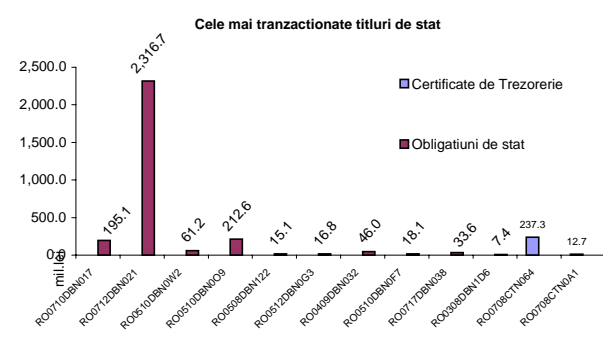
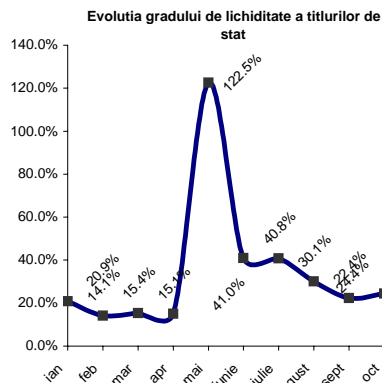
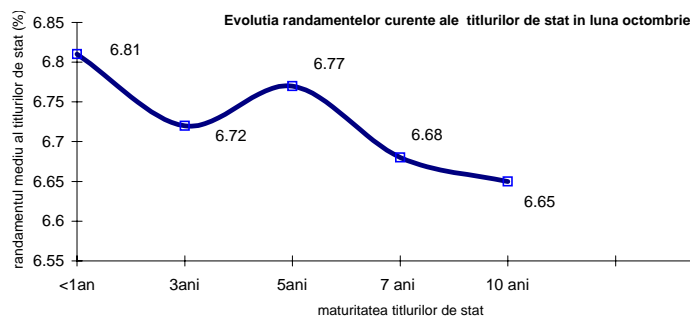
Valoarea medie a scadentei ramase pentru CT si OS la 31 octombrie 2007 este de: 3.2 ani

**Graficul de rambursare a titlurilor de stat active**



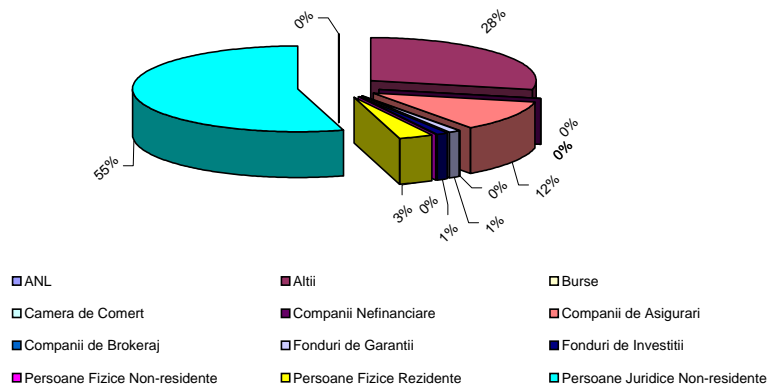
Nota: nu include emisiunile de euroobligatiuni

**I. Piata secundara a titlurilor de stat**

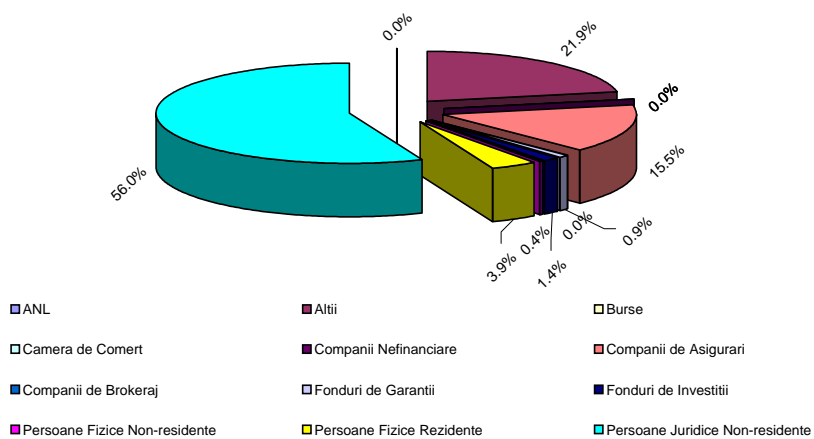




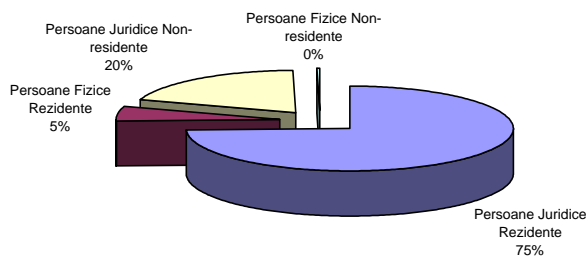
Volumul tranzactiilor pe categorii de clienti in perioada 1-30 noiembrie (vanzare)



Volumul tranzactiilor pe categorii de clienti in perioada 1-30 noiembrie (cumparare)

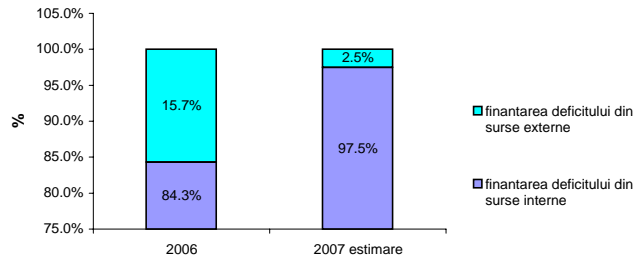


Volumul tranzactiilor pe categorii de conturi clienti octombrie 2007

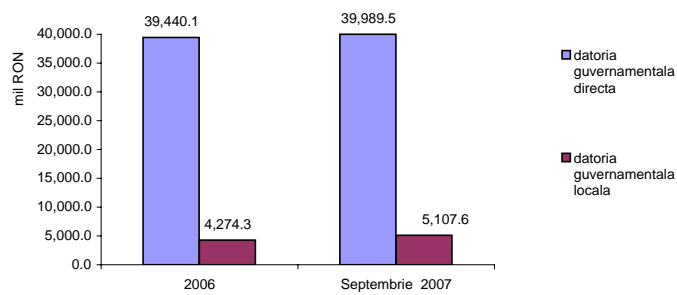




### E. Finantarea deficitului bugetar



### F. Datoria guvernamentala conform metodologiei UE



### G. Comparatii internationale \*

\* la sfarsitul anului 2006

Romania indeplineste trei din cele cinci criterii de la Maastricht, cel referitor la datoria publica, deficitul bugetar si rata de schimb.

