



## RAPORT PRIVIND DATORIA PUBLICA

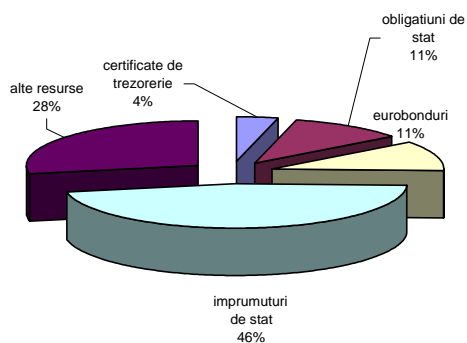
AUGUST 2007

A. Datoria Publica*		
Compozitia Datoriei Publice (milioane lei)		
	31 decembrie 2006	august 2007**
Total Datorie Publica	63.338,6	63.867,0
Total Datorie Publica % PIB	18.86%	16.4%
din care:		
A. Datorie publica guvernamentala	94.52%	93.80%
Datorie publica locala	5.48%	6.20%
B. Negociabile	18.35%	23.43%
Ne-Negociabila	81.65%	76.57%
C. RON	40.86%	44.49%
EURO	35.43%	35.01%
Alte valute	23.71%	20.50%

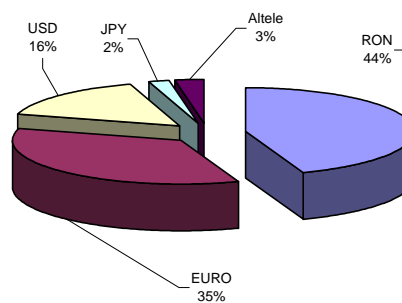
\* include datoria garantata de stat si de autoritatile administratiei publice locale

\*\* date operative

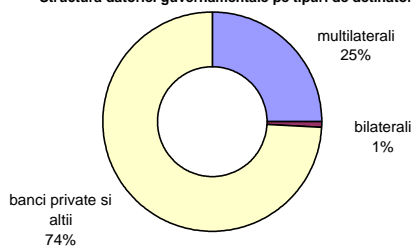
Structura datoriei publice guvernamentale pe tipuri de instrumente



Structura datoriei guvernamentale pe tipuri de valute



Structura datoriei guvernamentale pe tipuri de detinatori

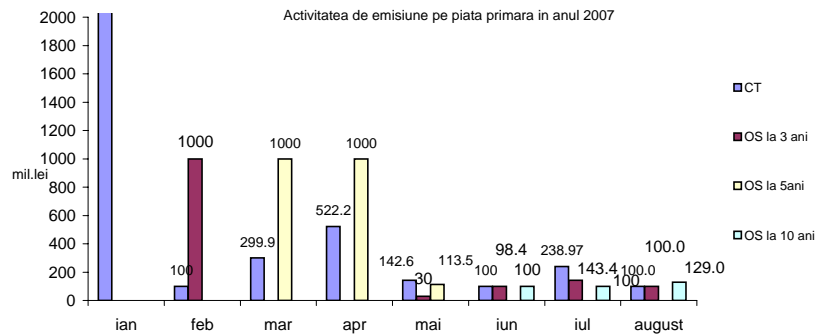
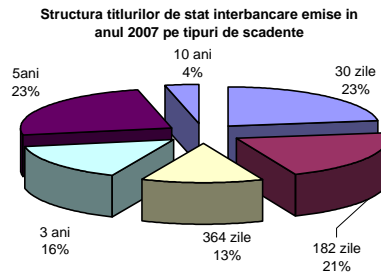
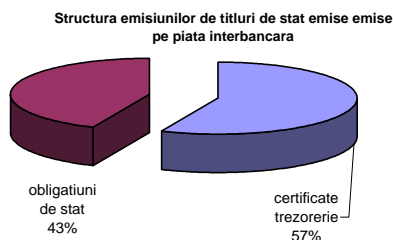




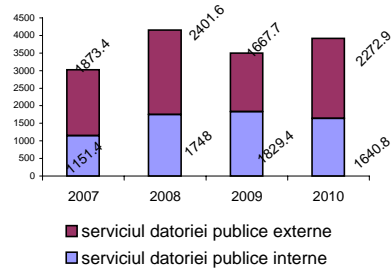
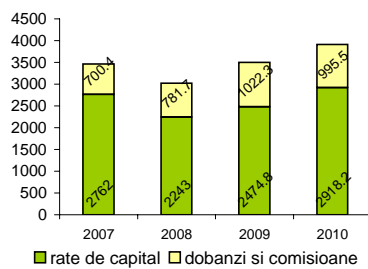
**B. Imprumuturi noi (ianuarie - August 2007)\***

mil.lei

Structura imprumuturilor emise in perioada Ianuarie - August 2007	
- emisiuni de titluri de stat pe piata interbancara	8,818.0
- imprumuturi de stat, din care:	3,442.7
- contractate direct	3,046.7
- garantate de stat	396
<b>TOTAL</b>	<b>12,260.7</b>



**C. Serviciul datoriei publice guvernamentale**





D. Piata primara si secundara a titlurilor de stat

I. Piata primara

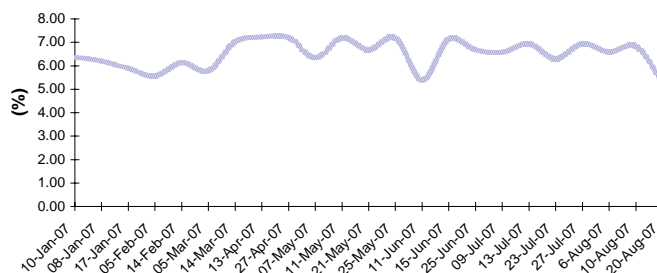
1. Calendarul emisiunilor de titluri de stat Trimestrul III - 2007

Data Licitatiei	Data Decontarii	Instrumentul de datorie	valori indicative ( mil. Lei )
05-Jul-07	09-Jul-07	RO0710DBN017	500.0
IULIE	11-Jul-07	RO0708CTN0C7	500.0
19-Jul-07	23-Jul-07	RO0717DBN038	100.0
25-Jul-07	27-Jul-07	RO0708CTN0D5	100.0
02-Aug-07	06-Aug-07	RO0710DBN017	100.0
AUGUST	08-Aug-07	RO0708CTN0E3	100.0
16-Aug-07	20-Aug-07	RO0717DBN038	100.0
22-Aug-07	24-Aug-07	RO0708CTN0F0	100.0
SEPTEMBRIE	06-Sep-07	RO0717DBN038	300.0
12-Sep-07	14-Sep-07	RO0708CTN0G8	500.0
20-Sep-07	24-Sep-07	RO0710DBN017	100.0
26-Sep-07	28-Sep-07	RO0708CTN0H6	100.0

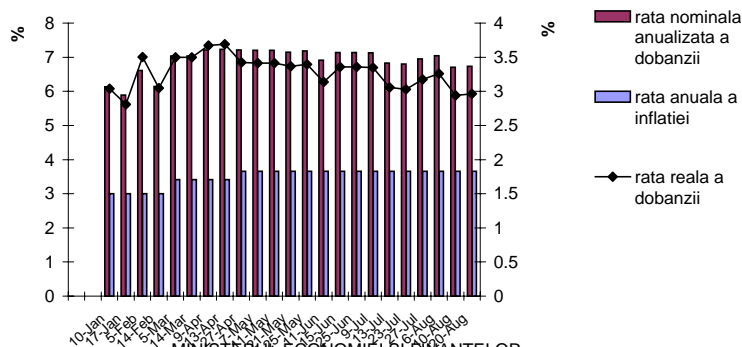
2. Rezultatele licitatiilor ( Ianuarie - August 2007 ) mil. lei

Licitatie	ISIN	Scadenta	Volum anuntat (prospect emisiune)	Volum oferta de cumparare	Volum adjudecat	Randament
<b>CT</b>						
08-Jan-07	RO0707CTN025	11-Jul-07	500.0	4,043.7	500.0	6.28%
15-Jan-07	RO0707CTN033	18-Jul-07	1,000.0	5,450.9	1,000.0	5.81%
12-Feb-07	RO0707CTN041	15-Aug-07	100.0	801.9	100.0	6.05%
11-Apr-07	RO0708CTN064	11-Apr-08	1,500.0	2,305.5	422.3	7.23%
25-Apr-07	RO0708CTN072	25-Apr-08	100.0	545.4	99.9	7.21%
09-May-07	RO0708CTN080	09-May-08	500.0	735.6	42.6	7.20%
23-May-07	RO0708CTN098	23-May-08	100.0	433.8	100.0	7.18%
13-Jun-07	RO0708CTN0A1	13-Jun-08	100.0	302.5	100.0	7.14%
11-Jul-07	RO0708CTN0C7	11-Jan-08	500.0	1,050.4	139.0	7.14%
27-Jul-07	RO0708CTN0D5	25-Jul-08	100.0	379.9	99.9	6.95%
08-Aug-07	RO0708CTN0E3	08-Feb-08	100.0	468.7	100.0	6.71%
<b>OS</b>						
01-Feb-07	RO0710DBN017	25-Oct-10	1,000.0	2,073.7	1,000.0	6.61%
01-Mar-07	RO0712DBN021	05-Mar-12	1,500.0	3,811.9	1,000.0	7.03%
12-Mar-07	RO0708CTN056	12-Mar-08	300.0	988.4	299.9	7.03%
05-Apr-07	RO0712DBN021	05-Mar-12	1,500.0	2,053.3	1,000.0	7.21%
03-May-07	RO0712DBN021	05-Mar-12	700.0	1,547.9	113.5	7.20%
17-May-07	RO0710DBN017	25-Oct-10	100.0	366.1	30.0	7.15%
07-Jun-07	RO0717DBN038	11-Jun-17	100.0	419.8	100.0	6.91%
21-Jun-07	RO0710DBN017	25-Oct-10	100.0	421	98.4	7.14%
05-Jul-07	RO0710DBN017	25-Oct-10	500.0	768.6	143.4	7.13%
19-Jul-07	RO0717DBN038	11-Jun-17	100.0	448.8	100.0	6.80%
02-Aug-07	RO0710DBN017	25-Oct-20	100.0	299.3	100.0	7.04%
16-Aug-07	RO0717DBN038	11-Jun-17	100.0	436.12	129.0	6.73%

Evolutia randamentelor titlurilor de stat active in perioada ianuarie-31 august 2007



Evolutia ratelor reale ale dobanzilor titlurilor de stat lansate in perioada 01.01-31.07.2007 comparativ cu ratele inflatiei





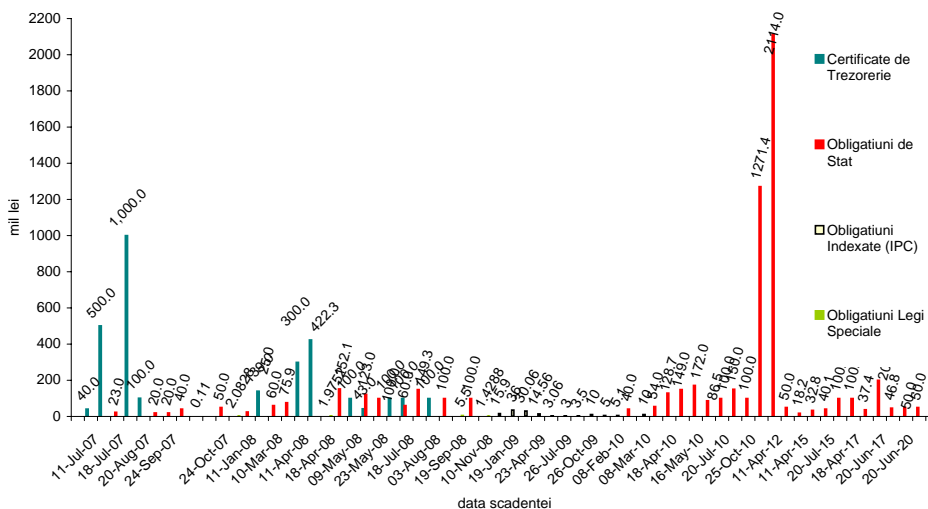
Scadenta ramasa a titlurilor de stat \*

	31-Dec-06	%	31-Aug-07	%
Suma totala	3,139.8	100.0%	8,425.7	100.0%
din care:				
pe termen scurt (<1an)	569.2	18.1%	2,162.9	25.7%
pe termen mediu (1-5 ani)	2,045.2	65.1%	5,476.7	65.0%
pe termen lung (>5ani)	525.4	16.7%	786.1	9.3%

\* nu include eurobondurile

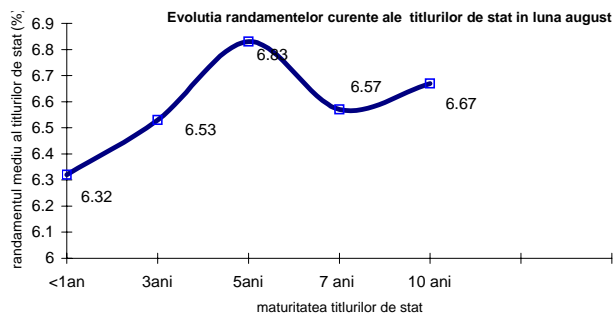
Valoarea medie a scadentei ramase pentru CT si OS la 31 august 2007 este de: 3.5 ani

Graficul de rambursare a titlurilor de stat active

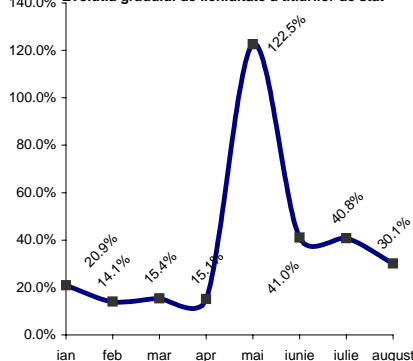


Nota: nu include emisiunile de euroobligatiuni

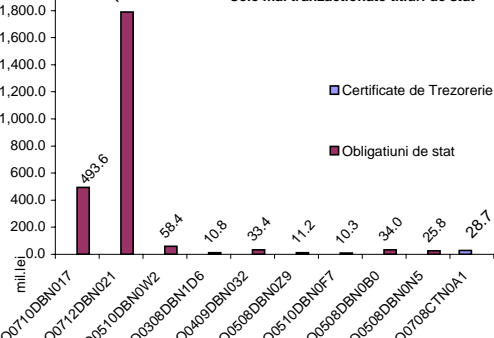
I. Piata secundara a titlurilor de stat



Evolutia gradului de lichiditate a titlurilor de stat

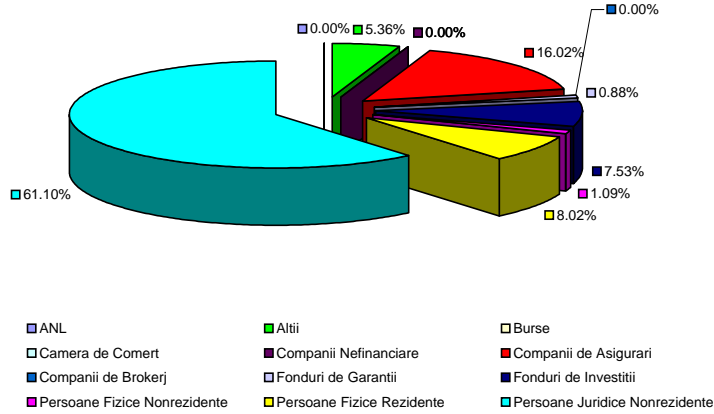


Cele mai tranzactionate titluri de stat

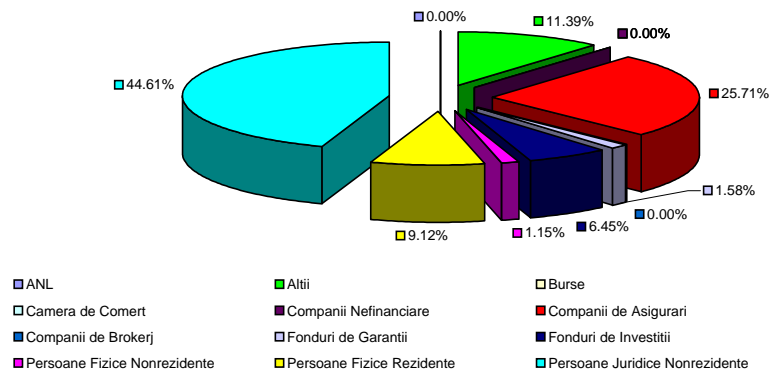




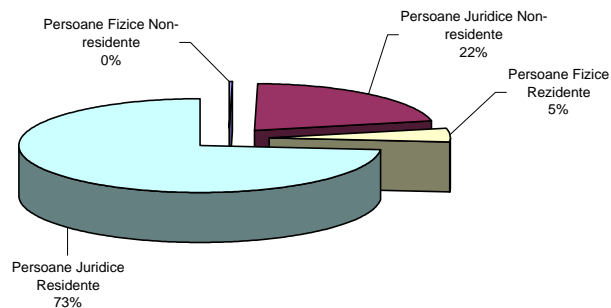
Volumul tranzactiilor pe categorii de clienti in perioada 1-31 august (vanzare)



Volumul tranzactiilor pe categorii de clienti in perioada 1-31 august (cumparare)

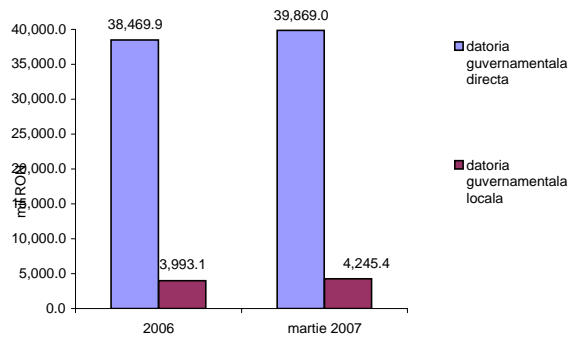


Volumul tranzactiilor pe categorii de conturi clienti in perioada 1-31 august 2007





### E. Datoria guvernamentala conform metodologiei UE



### F. Comparatii internationale

Romania indeplineste trei din cele cinci criteriile de la Maastricht, cel referitor la datoria publica, deficitul bugetar si rata de schimb.

