



Romania

Investor Presentation

July 2020



Disclaimer



This presentation has been prepared by and is the sole responsibility of the Republic of Romania (the "Issuer"). It has not been reviewed, approved or endorsed by any manager retained by the Issuer. This presentation is provided for information purposes only. The contents of this presentation do not constitute or form part of an offer to sell or issue or any solicitation of any offer to purchase or subscribe for any securities for sale in any jurisdiction.

The information and opinions herein are believed to be reliable and have been obtained from sources believed to be reliable, but no representation or warranty, express or implied, is made with respect to the fairness, correctness, accuracy, reasonableness or completeness of the information and opinions. There is no obligation to update, modify or amend this presentation or to otherwise notify the recipient if any information, opinion, projection, forecast or estimate set forth herein changes or subsequently becomes inaccurate.

The information herein includes statements that constitute forward-looking statements. Such forward-looking statements are not guarantees of future performance and involve risks and uncertainties. Actual results may differ as a result of risks and uncertainties. Each recipient is strongly advised to seek its own independent advice in relation to any investment, financial, legal, tax, accounting or regulatory issues discussed herein. Analyses and opinions contained herein may be based on assumptions that, if altered, can change the analyses or opinions expressed. Nothing contained herein shall constitute any representation or warranty as to future performance of any security, credit, currency, rate or other market or economic measure. Furthermore, past performance is not necessarily indicative of future results. Romania disclaims liability for any loss arising out of or in connection with a recipient's use of, or reliance on, this presentation.

This presentation and the information contained herein is confidential and may not be reproduced, distributed or otherwise transmitted, in whole or in part, without the prior written consent of the Issuer. This document and/or the information contained herein, are not for publication or distribution, directly or indirectly, to persons in the United States (within the meaning of Regulation S under the Securities Act) or to entities in Canada, Australia or Japan or any other jurisdiction which prohibits the same except in compliance with applicable securities laws. Any failure to comply with this restriction may constitute a violation of United States securities laws and/or the securities laws of other countries.

By accepting this document you will be taken to have represented, warranted and undertaken that (i) you are a person to whom this presentation may be given (as described above); (ii) you have read and agree to comply with the contents of this notice; and (iii) you will treat and safeguard as strictly private and confidential all such information and take all reasonable steps to preserve such confidentiality.



Overview



Snapshot of Romania's Economy



Overview

Response to
Covid-19

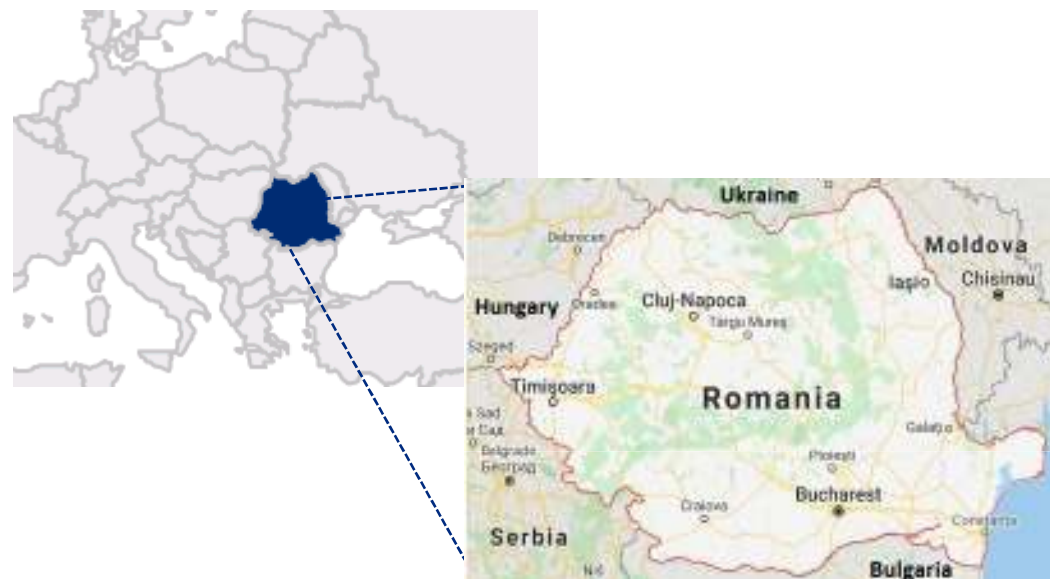
Long Years of Uninterrupted
GDP Growth

Sustainable
Fiscal Policy

Prudent Public Debt
Management

EU Funds
Absorption

Area	238,391 sq. km
Population (2019)	c. 19.4 mn
Average RON/EUR rate (Jan – Apr 2020)	4.8054
Average RON/EUR rate (2019)	4.7452
GDP (2019 current prices)	EUR 223.3 ¹
GDP per Capita (2019)	EUR 11,535 ¹
GDP Growth (2019)	4.1% ¹
GDP Growth (Q1 2020, y-o-y)	2.4%
Average Inflation Rate (May 2020)	2.93%
Unemployment ² (May 2020)	2.9%
Public Debt / GDP (June 2020)	40.2%



Current Credit Ratings

S&P Global

BBB- / Negative

*since May 16, 2014;
outlook revised on
December 10, 2019*

Fitch Ratings

BBB- / Negative

*since July 4, 2011;
outlook revised on
April 17, 2020*

MOODY'S

Baa3 / Negative

*since October 6,
2006; outlook revised
on April 24, 2020*

Source: National Institute of Statistics ("NIS"), Eurostat, Map data ©2020 Google, GeoBasis-DE/BKG (©2009).

(1) Provisional data.

(2) Registered unemployment rate.

Key Features of Romania's Credit Profile



Overview

Response to Covid-19

Long Years of Uninterrupted GDP Growth

Sustainable Fiscal Policy

Prudent Public Debt Management

EU Funds Absorption

Strong Macroeconomic Framework

- Romania had one of the highest growth rates in the EU during the last decade: the annual average GDP growth was 4.9%¹ during 2015–2019.
- After joining the EU, real convergence expressed in GDP per capita in PPS significantly improved from 39%¹ in 2006 to 66% in 2018 of EU average.
- Romania recorded an annual economic growth of 4.1% in 2019, driven by construction sector, services and investment.
- The economy of Romania remains resilient: (i) In Q1 2020, the Romanian economic growth was one of the fastest among the EU 27 Member States (2.4% y-o-y), together with those of Lithuania (2.5%) and Bulgaria (2.4%) as per Eurostat data as of May 15, 2020; (ii) according to the Spring Forecast of the EC, released on May 6, 2020, in Q2 2020 (i.e. expected peak of Covid-19 pandemic), the GDP is foreseen to decrease by one digit number only in three EU states: Romania (-9.6%), Sweden (-9.3%) and Poland (-8.2%), compared to more significant drops in the rest of the Member States.

Well Capitalized and Liquid Banking Sector

- NPL ratio² showed a sustained downward trend (from 9.6% at end 2016 to 4.09% at end of 2019 and 4.04% in April 2020).
- To date, the Romanian government has not used public money to support local banks and their recapitalization has been entirely a responsibility of the shareholders.
- Very well capitalized banking sector, with a total capital adequacy ratio of 22.0%³ as of 2019.
- Stable exchange rate.

Improving Financial Sector

- Lasting FDI growth: 30.5% in 2016, 6.2% in 2017, by 9.8% in 2018 and 1.3% y-o-y in 2019. In the first two months of 2020, FDIs were EUR 409 mn (provisional data).
- Constant decrease of the share of foreign currency denominated deposits and loans.

Low Public Debt

- Public Debt to GDP ratio of 40.2% at end of June 2020, increased sharply compared to 35.2% at end of 2019 (Eurostat, ESA methodology), mainly due to the COVID-19 crisis.
- Sustainable debt management policy continued.

(1) Source: Eurostat; (2) Under the EBA Methodology. The same observation applies to data under the national methodology; (3) National Bank of Romania, "Aggregate Indicators for Credit Institutions"

Nominal Convergence Criteria



Overview

Response to
Covid-19

Long Years of Uninterrupted
GDP Growth

Sustainable
Fiscal Policy

Prudent Public Debt
Management

EU Funds
Absorption

Convergence Criteria	Maastricht Requirements	Romania	Fulfilment of the criteria
Inflation rate (HICP) (%, annual average)	≤ 1.5 pp above 0.35% the average of the three best-performing EU Member States ⁽¹⁾	1.8% ⁽¹⁾ (May 2020)	No
Long-term interest rates (% p.a., annual average) ⁽²⁾	≤ 2 pp above 0.9% (average of the three best-performing EU Member States in terms of price stability)	4.54% (May 2020)	No
Exchange rate vs the euro ⁽³⁾ (2-year maximum percentage change)	$\pm 15\%$	+0.6 / -1.6% (May 2020)	Yes
General government deficit (% of GDP) ⁽⁴⁾	$\leq 3\%$	3.59%	No
Government debt (% of GDP) ⁽⁵⁾	$\leq 60\%$	40.2%	Yes

(1) The reference value for May 2020 was calculated by the National Commission of Strategy and Prognosis ("NCSP") taking into account Estonia, Luxembourg and Slovenia based on Eurostat data.

(2) Eurostat: the reference value for May 2020 was calculated by the NCSP, taking into account Luxembourg, the Netherlands and Finland.

(3) The reference value for April 2020 was calculated by the NCSP, based on Eurostat data. Maximum percentage deviations of the bilateral exchange rate against the euro from its April 2018 average level in May 2018 to April 2020 based on daily data at business frequency. An upward / downward deviation implies that the currency was stronger / weaker than the average exchange rate in April 2020.

(4) January – May 2020 budget execution, ESA methodology, Eurostat statistical data.

(5) As at the end of June 2020. Source: Monthly Report of the Ministry of Public Finance.

Source: Eurostat, NBR and NCSP calculations.



Response to COVID-19



Romania Reacted Early and Adequately to Covid-19



Overview

Response to Covid-19

Long Years of Uninterrupted GDP Growth

Sustainable Fiscal Policy

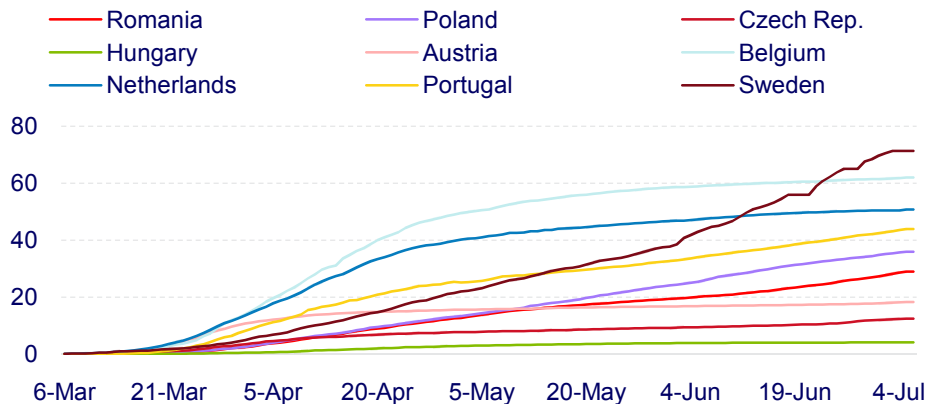
Prudent Public Debt Management

EU Funds Absorption

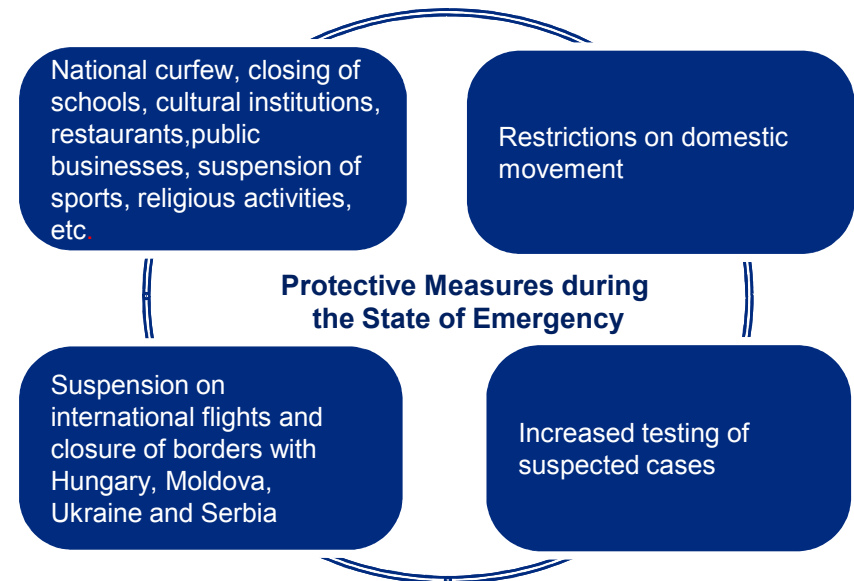
- Romania managed to contain the immediate spread of the virus due to a timely announcement of a state of emergency on 16.03.2020 and parallel implementation of a wide range of restrictive and pre-emptive measures.
- As of May 2020, Romania, being one of the more populous countries in the CEE region, has entered in a phase of gradual stabilisation and flattening of its pandemic spread curve.
- As of July 2020, Romania, being one of the more populous countries in the CEE region, has managed to contain the fast growth of the newly infected Covid-19 cases.

Gradual Flattening of the Curve: Romania vs Other European Countries

Number of confirmed Covid-19 cases, 000s



Sources: World Health Organisation, John Hopkins University, Bloomberg, National Institute of Public Health



Status of Covid-19 Pandemic Spread in Romania as of July 4, 2020

		7-day Δ	14-day Δ
Total Confirmed Cases	28,582	9.8%	20.4%
Total Tested Persons	759,037	12.2%	24.7%
Total Tested per 100k	3,912		

Impact of Covid-19 on the Consolidated Budget 2020



Overview

Response to Covid-19

Long Years of Uninterrupted GDP Growth

Sustainable Fiscal Policy

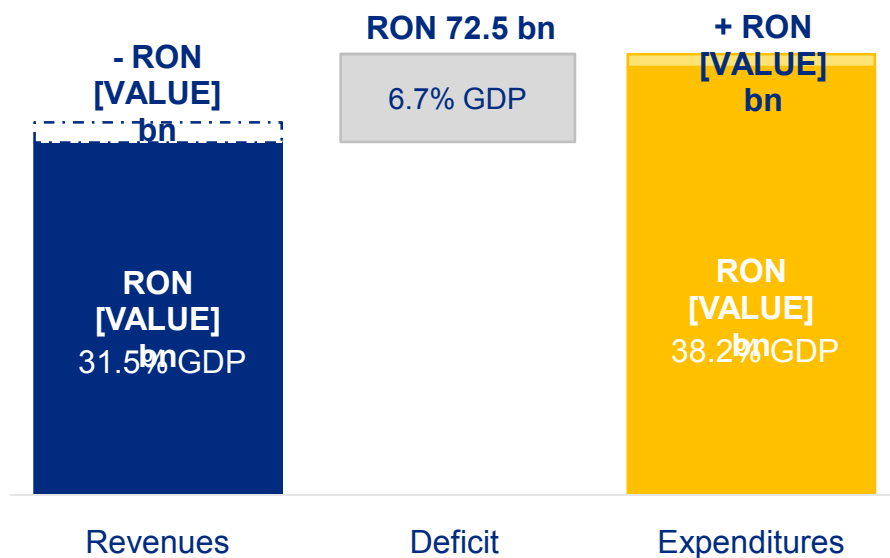
Prudent Public Debt Management

EU Funds Absorption

- The first budget amendment in 2020 was based on a macroeconomic forecast of the NCSP from April 2020, taking into account the measures, stimulating the economic growth and restricting the spread of the pandemic:
 - **Revenues:** decreased to RON 341 bn (by RON 19.5 bn)
 - **Expenditures:** increased to RON 414 bn (by RON 12.5 bn)
 - **Deficit:** increased by RON 32 bn than the initially planned to RON 72.5 bn (6.7% of GDP)



Revised General Consolidated Budget 2020 due to Covid-19 Measures



- The overall fall of revenues by RON 23 bn is offset by funds from the EU (RON 3.9 bn).
- The largest revenue decrease is expected to result from:
 - Lower social insurance contributions: RON 8.36 bn
 - VAT revenue fall: RON 5.6 bn
 - Reducing excise duties: RON 2.7 bn
 - Lower profit tax: RON 2.3 bn
- Key components of the revised deficit estimate include expenditures related to labour and social protection, health programmes, SMEs support, local development, police force, agriculture and rural development, food safety, sanitizing measures, medical equipment, etc.
- Public debt is estimated to reach 40.9% by the end of 2020.



Restarting the Economy After Covid-19 is a Key Priority for the Romanian Government and specific measures have been introduced to address the challenges and mitigate the effects of the crisis



Decisive Fiscal and Economic Measures for about 3% of 2019 GDP

- Increased funds allocated to the healthcare system
- The State pays 75% of the individual gross wage (with a cap) for technical unemployment, in case of employees affected by Covid-19
- Employees with suspended contracts receive for three months 41.5% of their gross basic salary from the unemployment insurance budget
- The State pays 50% of salaries of employees 16-29 years and >50 years old
- Wage benefits for parents staying home with children
- Corporate tax discount of 10% in Q1-Q3 2020, if tax is paid by 25 April 2020
- Property tax dues postponed by three months
- 2020 tax exemption for hospitality sector taxpayers with restricted activities
- Cancellation of interest and penalties for late fiscal dues and installments
- Faster VAT reimbursement and settling of negative VAT amounts as well as VAT exemption for supplies, imports and purchases of masks and equipment
- Debt moratorium of up to nine months (but no later than December 31, 2020) on loans for certain debtor categories, with incomes directly or indirectly affected by Covid-19
- Social security contributions delayed for affected companies
- Suspension of foreclosures affecting debtors with overdues
- RON 15 bn guarantees for loans of SME's and micro-enterprises: up to 80-90% of loan, with a cap
- Subsidised interest for investments and deferred utility bills of SMEs



Response of the National Bank of Romania

I. Monetary Policy Measures

- Monetary policy rate was cut from 2.50% to 1.75%
- The symmetrical corridor defined by interest rates on standing facilities around the monetary policy rate was narrowed to ± 0.5 percentage points from ± 1.0 percentage points. Thus:
 - the deposit facility rate was reduced to 1.25% from 1.50%
 - lending facility rate was lowered to 2.25% from 3.50%
- Leu-denominated government securities purchased on the secondary market
- Carried out repo operations, providing liquidity to credit institutions
- EUR 4.5 bn repo line with ECB for high-quality collateral activated

II. Operational Measures

- Measures supporting the smooth functioning of settlements and payments in RON
- Credit institutions provided with continuous cash flow and liquidity
- Flexibility in the use of macroprudential capital buffers (temporarily, in line with similar action in other EU countries; except for institutions paying dividends)
- Liquidity coverage ratio < 1.0, if needed
- Recommendation to avoid dividend distribution or reduce capital
- Cap on pension funds' investments in government securities lifted till 2021
- IFRS reporting for non-financial institutions postponed from 2022 to 2023



Series of support measures have been introduced by the European Commission and are available to Romania and other Member States



Lines of EU Support and Implementation by the Ministry of European Funds

- EUR 3.1-3.9 bn in transfers from the EU budget to Romania (part of the EU Coronavirus Response Investment Initiative).
- Additional funds to be received from the SURE financial instrument (up to EUR 100 bn), the EU Solidarity Fund (in support of public expenditures on employment), the European Economic Recovery Fund and the EIB.
- Adoption of Government Emergency Ordinance (43/2020) treating EU financed support measures, i.e. expenses and costs covered via:

Most Deprived OP¹

- distribution of aid to affected individuals, elderly people, people with disabilities

Large Infrastructure OP

- reimbursements for medical equipment, devices and related expenses

Human Capital OP

- reimbursements of costs of staff in the social assistance sector
- reimbursements of monthly risk remunerations paid to doctors and medical staff
- reimbursements of compensations granted to Covid-19 hit businesses

Measures Aimed at Increasing Funds' Absorption Flexibility and Avoiding Decommitment of Funds

- Launch of calls for proposals within the Coronavirus Response Investment Initiative
- Continuation, postponement or suspension of projects' implementation
- Increase of pre-financing from 10% to 30% of contract values
- Extension of pre-financing deadlines
- Extension of works' execution and reimbursement deadlines
- Suspension of various activities during the state of emergency: submission deadlines, execution of debt securities, monitoring visits
- Electronic registration of documents

Administration of State Aid

- In line with the temporary state aid framework of the EU, the MEF² is carrying out analysis of financial statements of relevant entities and will relocate funds within OPs to enhance financing measures, where needed

(1) Operational Programme; (2) Ministry of European Funds



**Long Years of Uninterrupted
GDP Growth**



Romania's Economy: Macroeconomic Indicators



Overview	Response to Covid-19	Long Years of Uninterrupted GDP Growth			Sustainable Fiscal Policy		Prudent Public Debt Management		EU Funds Absorption	
		2012	2013	2014	2015	2016	2017	2018	2019	2020
Macroeconomic Indicators										
										<i>Estimate</i>
Real GDP (% y-o-y)		2.1	3.5	3.4	3.9	4.8	7.1	4.4 ^p	4.1 ^p	(1.9)
Inflation rate (% , e.o.p.)		5.0	1.6	0.8	(0.9)	(0.5)	3.3	3.3	4.0	3.0
Inflation rate (% , annual average)		3.3	4.0	1.1	(0.6)	(1.5)	1.3	4.6	3.8	3.1
Budget balance (% GDP, cash)		(2.5)	(2.5)	(1.7)	(1.4)	(2.4)	(2.8)	(2.8)	(4.6) ⁿ	(6.7)
Budget balance (% GDP, ESA 2010)		(3.7)	(2.1)	(1.2)	(0.6)	(2.6)	(2.6)	(2.9)	(4.3) ⁿ	n.a.
Government debt (% GDP, EU methodology)		37.0	37.6	39.2	37.8	37.3	35.1	34.7	35.2 ⁿ	40.9
Exports of goods (% , y-o-y)		(0.5)	10.0	6.7	4.9	6.2	9.6	8.1 ^s	2.1 ^p	(7.3)
Current account balance (% GDP) ^s		(4.8)	(0.8)	(0.2)	(0.6)	(1.4)	(2.8)	(4.4) ^s	(4.6) ^p	(4.1)
Interest And Exchange Rates										
NBR policy rate (% , e.o.p)		5.25	4.0	2.75	1.75	1.75	1.75	2.50	2.50	1.75
Credit facility rate		9.25	7.00	5.25	3.25	3.25	2.75	3.50	3.50	2.25
Deposit facility rate		1.25	1.00	0.25	0.25	0.25	0.75	1.50	1.50	1.25
Average exchange rate (RON/EUR)		4.46	4.42	4.44	4.45	4.49	4.57	4.65	4.75	4.84
Labor Market Indicators										
ILO unemployment rate (%)		6.8	7.1	6.8	6.8	5.9	4.9	4.2	3.9	4.4

Source: NIS, National Commission for Strategy and Prognosis (Spring forecast 2020), Budget Law no 50/2019, Fiscal Budgetary Strategy 2020-2022 (Ministry of Finance).

Notes: Budget balance (% of GDP cash and ESA2010) for the 2018-2019 period is estimated at the moment of the 2018 Budget adoption. 2020 estimates are part of budget planning for 2020 and the medium-term. Revised 2013 – 2019 data in the context of common European benchmark revision 2019; (n) April 2020 EDP Notification; (s) Semi-final data; (p) Provisional data.

Growth Supported by Domestic Demand and Capital Formation



Overview

Response to Covid-19

Long Years of Uninterrupted GDP Growth

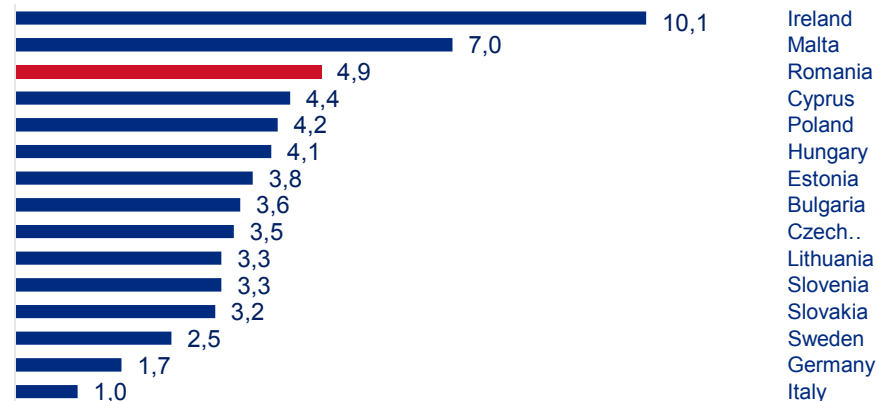
Sustainable Fiscal Policy

Prudent Public Debt Management

EU Funds Absorption

Romania is One of the Fastest Growing Economies in the EU

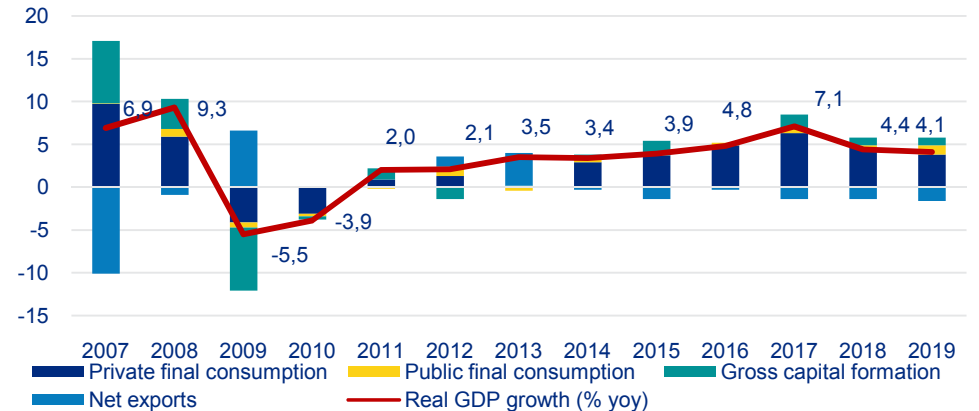
% GDP Growth, Average 2015–2019



Source: Eurostat

GDP Growth is Underpinned by Strong Domestic Demand

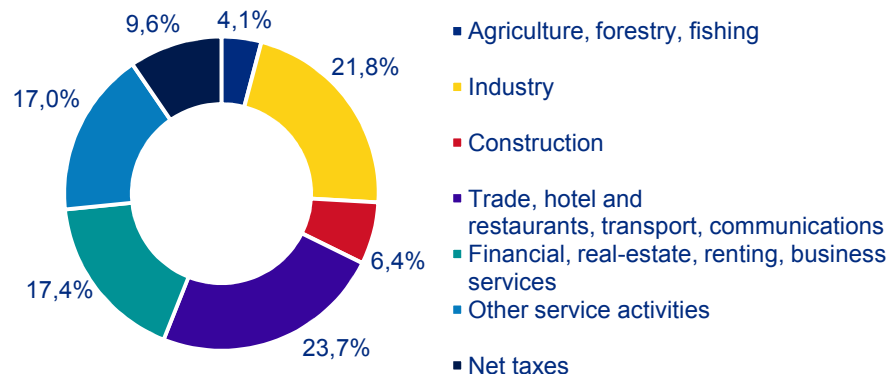
GDP Components, Percentage Points



Source: NIS

The Romanian Economy is Diversified

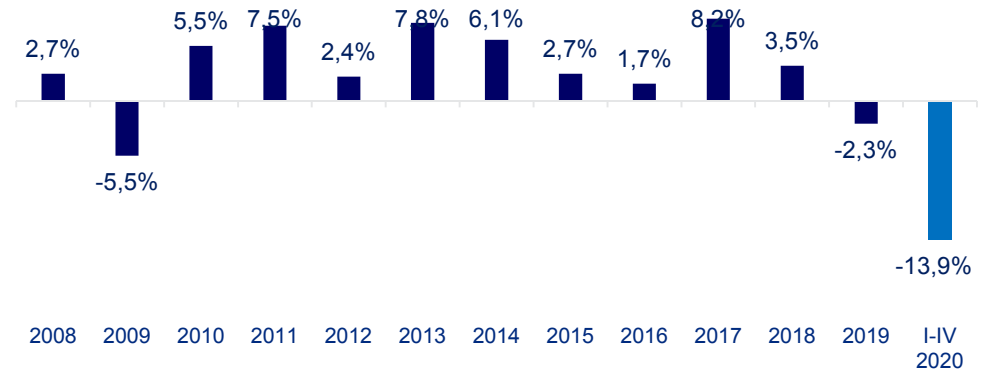
Structure of Gross Domestic Product by Sectors in 2019, %



Source: NIS, https://insse.ro/cms/sites/default/files/com_presa/com_pdf/pib_tr4e2019_2.pdf

Industry Slump Offset by Consumption and Capital Formation

Real Change in Industrial Production, y-o-y, (base year 2015)



Source: NIS

Labour Market Conditions Supportive of Long-Term Growth



Overview

Response to Covid-19

Long Years of Uninterrupted GDP Growth

Sustainable Fiscal Policy

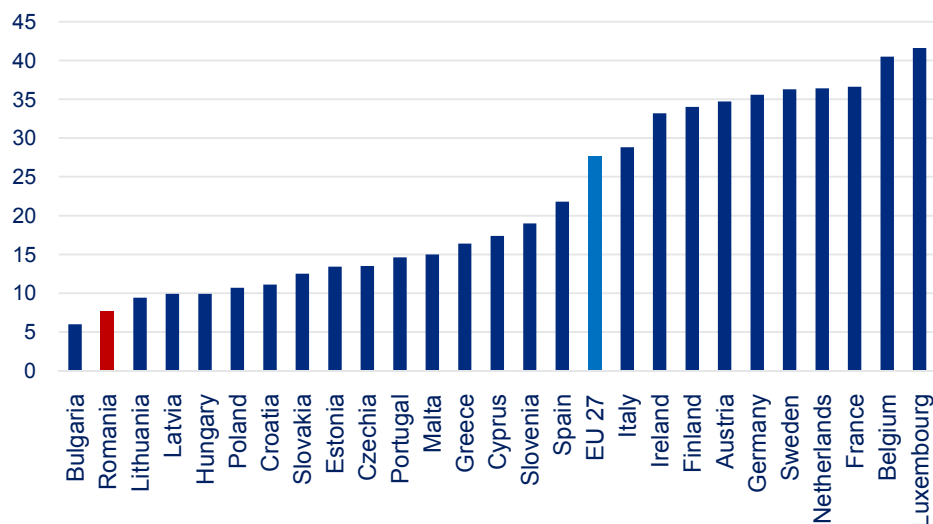
Prudent Public Debt Management

EU Funds Absorption

- Highly educated workforce as evidenced by the United Nations' Human Development Indicators 2019: skilled employees constitute 81% of the Romanian labour force and 71% of the population are internet users. The country ranked #52 / #189, according to the 2019 Human Development Index.
- Romanian labour costs per hour remain among the most competitive in the EU.
- In March 2020, the EU implemented the first Covid-19 measures, influencing the unemployment in the Union. Romania's unemployment rate (ILO methodology) is nevertheless kept below the EU27 average and remains one of the lowest among the member states to date: 4.8% in April 2020.

Labour Costs in Romania are Sustained at one of the Lowest Levels in the EU

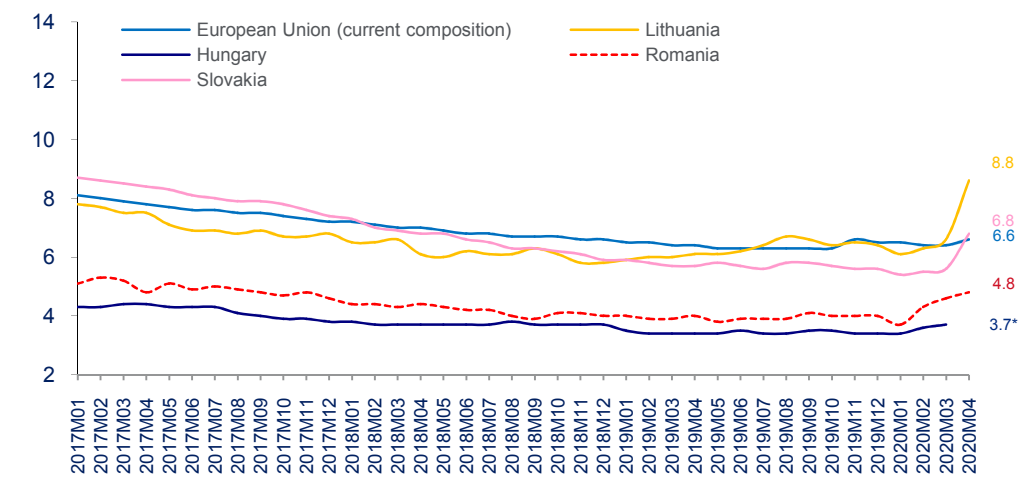
Annual data as of 2019, EUR



Source: Eurostat. Data according to ESA 2010 methodology

Unemployment Rate Below the EU Average

Unemployment rate (monthly, seasonally adjusted), %



Source: Eurostat, ILO Methodology

* Latest data as of March 2020



Sustainable Fiscal Policy



2019 Budget: Overview and Assumptions



Overview	Response to Covid-19	Long Years of Uninterrupted GDP Growth	Sustainable Fiscal Policy	Prudent Public Debt Management	EU Funds Absorption
----------	----------------------	--	----------------------------------	--------------------------------	---------------------

2019 Budget Execution

- Revenues to the general consolidated budget, in the amount of RON 321.13 bn (30.9% of GDP), increased by 8.8% in nominal terms compared to 2018.
 - Increases in the collection of: social contributions (+13.6%), corporate income tax (+13.2%), excises (+10.3%), personal income tax (+2.3%);
 - The collection of VAT increased by 9.7% as compared to 2018. Reimbursements from the EU amounted to RON 25.32 bn.
- The expenditures of the general consolidated budget, in the amount of RON 369.4 bn, increased in nominal terms by 14.7% YoY compared to 2018.
 - Personnel expenditures increased by 18.8%;
 - Expenditures on goods and services increased by 18.3%, while the expenditure for social assistance increased by 13.2%;
 - Investment expenditure amounted to RON 43.6 bn, 27.4% higher than in 2018.
 - Subsidies expenditure amounted to RON 7.11 bn (0.7% of GDP).

The execution of the general consolidated budget, during the period of 1 January 2019 to 31 December 2019, ended with a cash deficit of RON 48.3 bn, or 4.6% of GDP.

Macroeconomic Assumptions for the 2019 Budget	2019 August revision	2019 November revision
GDP (RON bn)	1,031.0	1,040.8
Real Growth Rate (%)	5.5	4.0
Inflation / end of year (%)	3.2	3.8
Inflation / annual average (%)	3.4	3.8
Average number of employees ('000s)	5,282	5,170
No. of unemployed persons registered as at the end of year ('000s)	287	287
- Rate of registered unemployment (%)	3.2	3.2
Gross average salary (RON / month)	5,163	4,945
Goods exports – growth rate (%)	8.9	2.7
Goods imports – growth rate (%)	9.4	4.0

Source: Ministry of Public Finance

2020 Budget: Overview and Key Assumptions



Overview

Response to
Covid-19

Long Years of Uninterrupted
GDP Growth

Sustainable
Fiscal Policy

Prudent Public Debt
Management

EU Funds
Absorption

June 2020 Budget Execution – Deficit of 4.17% of GDP

- Revenues to the general consolidated budget, in the amount of RON 146.25 billion, decreased by 1.6% in nominal terms compared to the same period of last year.
- Increases in the collection of: personal income tax (+10.4%) and social security contributions (+0.04%).
- Revenues from the collection of VAT and excises decreased by 15.8% and 3.3% respectively compared to the same period of last year.
- Revenues from corporate income tax and non-tax revenues decreased by 7.5% and 12.1% respectively compared to the same period of last year.
- Reimbursements from the EU amounted to RON 8.98 billion, up by 18.1% compared to the same period of last year.
- The expenditures of the general consolidated budget, in the amount of RON 191.43 billion (17.7% of GDP), increased in nominal terms by 13.6% compared to the same period of last year.
- Personnel expenditure increased by 4.5%, compared to the same period of last year.
- Goods and services expenditures increased by 16%, while the expenditure for social assistance increased by 23.7%.
- Investment expenditure amounted to RON 16.12 billion, being 30.8% higher than the same period of last year.

Macroeconomic Assumptions for the 2020 Budget

First Budget Rectification - April 2020⁽¹⁾

GDP (RON bn)	1,129.2	1,082.1
Real Growth Rate (%)	4.1	-1.9
Inflation / end of year (%)	3.0	3.0
Inflation / annual average (%)	3.1	3.1
Average number of employees ('000s)	5,268	5,087
No. of unemployed persons registered as at the end of year ('000s)	275	295
- Rate of registered unemployment (%)	3.0	3.4
Gross average salary (RON / month)	5,429	5,212
Goods exports – growth rate (%)	4.5	-7.3
Goods imports – growth rate (%)	5.5	-6.1

Source: Ministry of Public Finance. (1) Forecast of the National Commission of Strategy and Prognosis.



Prudent Public Debt Management



Public Debt is on a Sustainable Path



Overview

Response to Covid-19

Long Years of Uninterrupted GDP Growth

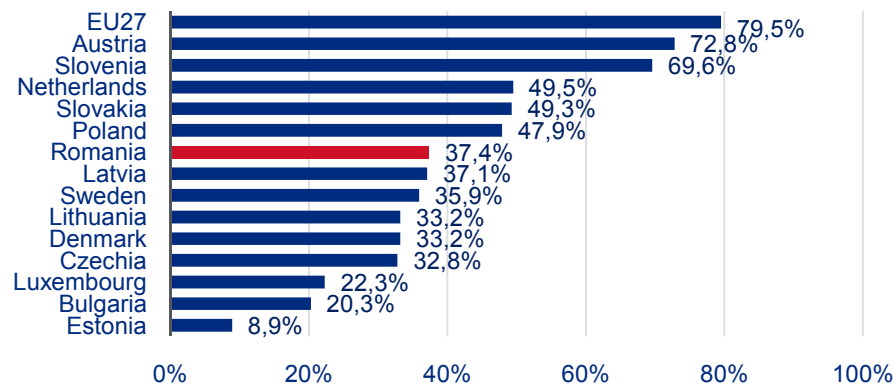
Sustainable Fiscal Policy

Prudent Public Debt Management

EU Funds Absorption

Romania has one of the lowest Debt / GDP Ratios in the EU

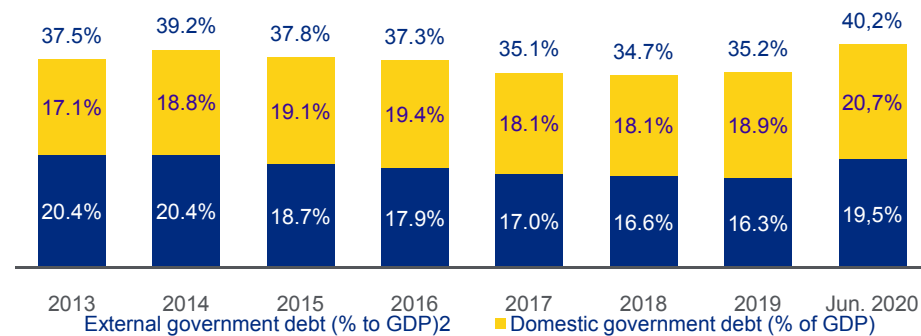
General Government Debt / GDP, 2020



Source: Eurostat News release no. 116/22.07.2020.

Debt / GDP Ratio is Stable...

General Government Debt / GDP ESA 2010, June 2020



Source: Ministry of Public Finance – (EU Methodology).

(1) Ministry of Public Finance (own calculation)

(2) Ministry of Public Finance - Fiscal and Budgetary Strategy 2020 - 2022

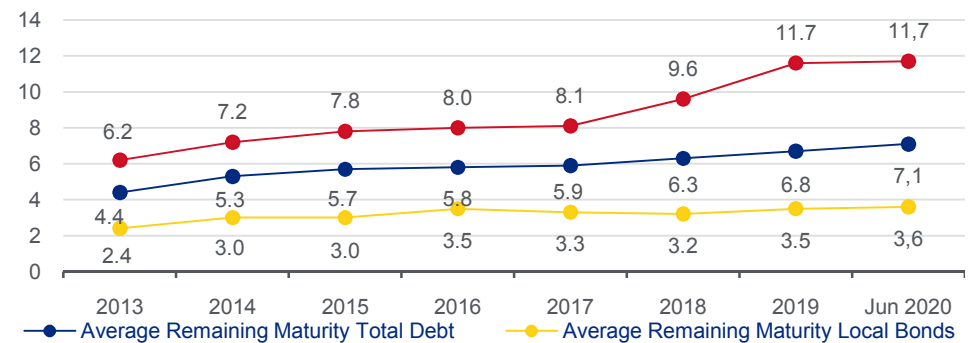
(3) Ministry of Public Finance - historical compilation of the Public Debt Bulletin and projection of the Ministry of Public Finance for 2020; Calculated as Gross government debt (EU Methodology) – Foreign currency buffer

(% of GDP)	2016	2017	2018	2019P	2020F
Gross Financing Need, Out of which¹:					
– Budgetary Deficit ²	9.0%	7.6%	7.4%	8.6%	11.1%
– Refinancing of Public Debt ¹	6.6%	4.8%	4.6%	4.0%	4.4%
Foreign Currency Buffer³	3.6%	2.8%	2.6%	1.8%	2.7%
Net Government Debt³	33.7%	32.3%	32.1%	33.4%	38.2%

(P) Provisional. (F) Forecasted.

...with a Prudent Maturity Profile

Average Remaining Maturity in years



— Average Remaining Maturity Total Debt — Average Remaining Maturity Local Bonds — Average Remaining Maturity Eurobonds

Source: Ministry of Public Finance (public government debt according to the national legislation, without temporary financing).

Stable Government Borrowing Profile



Overview

Response to Covid-19

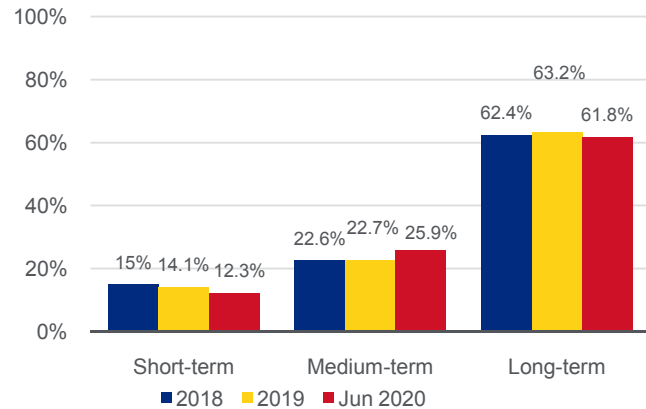
Long Years of Uninterrupted GDP Growth

Sustainable Fiscal Policy

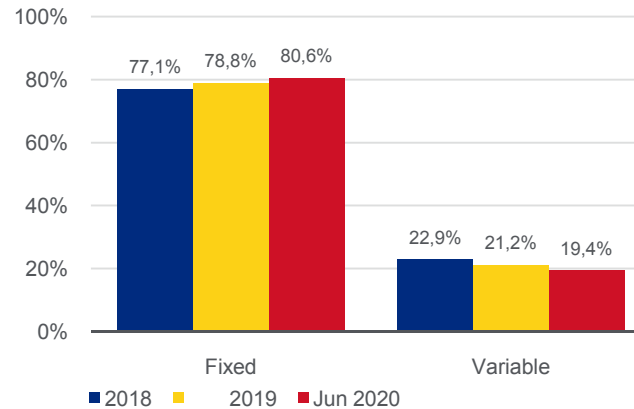
Prudent Public Debt Management

EU Funds Absorption

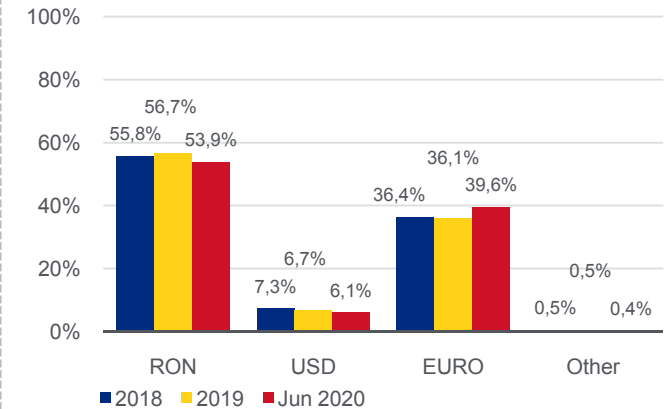
Increasingly Long Tenor Borrowings...



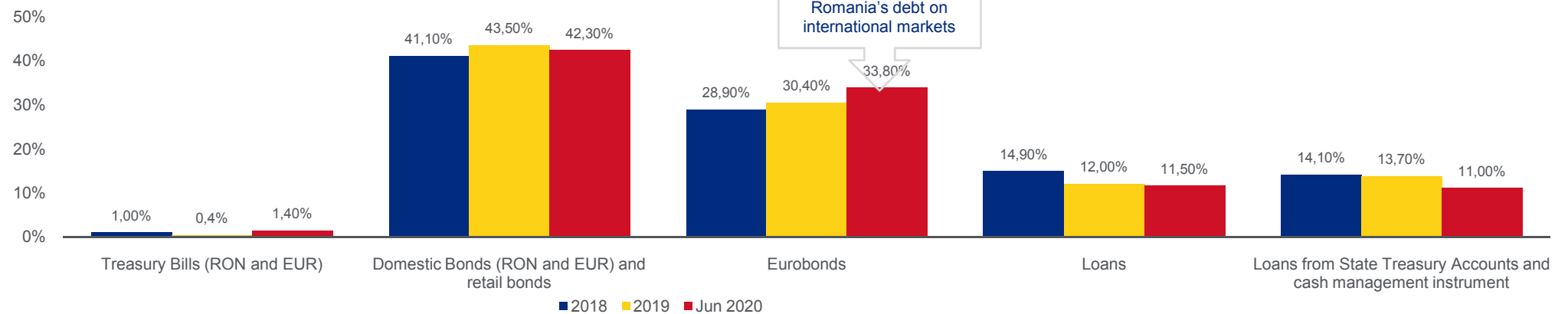
...Mostly Paying Fixed Interest...



...Primarily in RON and EUR...



...are Reinforced by a Stable Mix of Funding Instruments



Source: Ministry of Public Finance. Historical compilation of the Public Debt Bulletin.
 Note: Based on national legislation.

Investment Grade Ratings Underpin Strong Market Performance



Overview

Response to Covid-19

Long Years of Uninterrupted GDP Growth

Sustainable Fiscal Policy

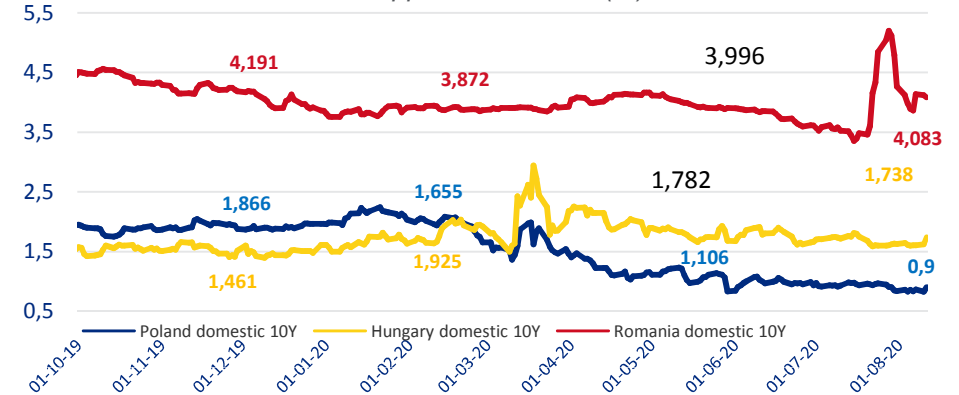
Prudent Public Debt Management

EU Funds Absorption

- Romanian Eurobond yields have shown resilience during volatile periods and are still at relatively low levels while strong spread compression happened across the curve after Brexit referendum and during 2017
- From the start of March 2020, Romanian domestic yields have experienced episodes of volatility, due to the COVID-19 pandemic, however, yields have been compressing since the end of March, given improved market sentiment

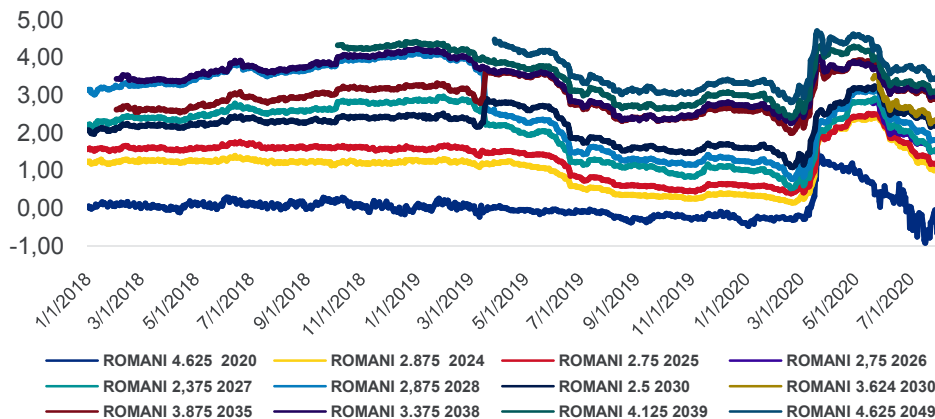
Yields have been relatively stable, on Romania's domestic debt...

Domestic Yields PL, HU, RO – Approx. 10Y Tenor (%)



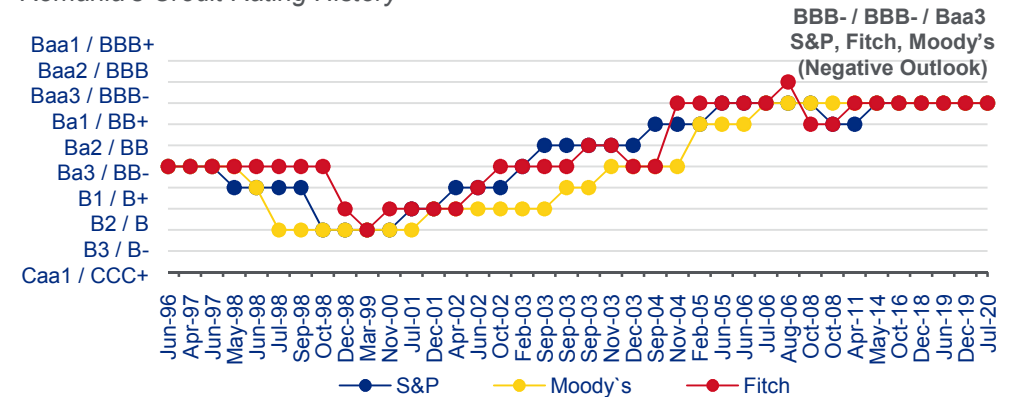
...and on its foreign debt

Bid Yields of Romanian EUR Eurobonds, %



Romania Regained Full Investment Grade Status in 2014

Romania's Credit Rating History



Source: Market data.



Instruments

- On the domestic government securities market, MoPF intends to issue a wide range of maturities between 6 months and 15 years on the interbank market, building liquid benchmarks to an equivalent of about EUR 2.5 billion
- In 2020 MoPF will continue to issue retail bonds with 1 to 5 years maturity via treasury offices, postal units and banks; the indicative target amount to be issued for retail investors is RON 6 billion (equivalent to around 10% of the government securities issued on domestic market).

Well diversified Investor base

- Holders of domestic market government securities (end of June, 2020) ⁽¹⁾
 - Local commercial banks 48.1%
 - Pension funds 19.4%
 - Non-residents 18.2%
- Average participation in Eurobonds issues ⁽²⁾
 - Fund managers 60–70%
 - Institutional investors 10–20%
 - Commercial and private banks 15–25%
 - Central banks 3–5%
- Geographical distribution of Eurobond issuances in EUR ⁽²⁾ – mostly Western European Countries (Germany and Austria around 8% for issues of 10Y and 20% for longer tenors, the UK around 27% on average, France and Benelux around 10% etc.); US (around 29-30%); Central and Eastern European states (usually around 10%) and investors from the Middle East and Asia (with an average participation of around 2–3%).

(1) Source: Ministry of Public Finance. Public Debt Bulletin.

(2) Source: Ministry of Public Finance (own calculation).

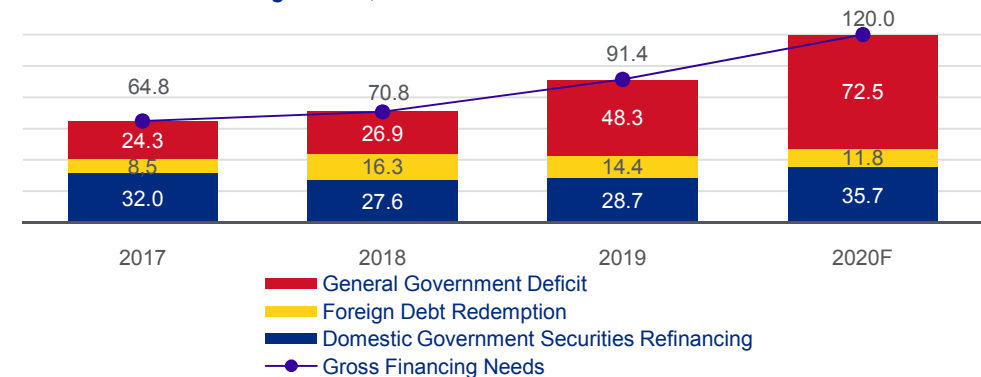


Romania Enjoys Robust Market Access

- Romania's funding sources are well diversified:
 - Domestic market** via RON and EUR government securities issued on the interbank market and retail government securities;
 - External market** (Eurobonds, Institutional Loans from IFIs and government agencies).
- A hard currency buffer has been built up to cover up to four months of gross financing needs.
- As a result of the Covid-19 pandemic measures introduced in Romania, the government financing needs for 2020 were revised from RON 86.9 bn to RON 120 bn. The plan of the Government is to finance the gap via RON 70 bn domestic market issuance and up to EUR 8 bn Eurobond issuance

Financing Needs

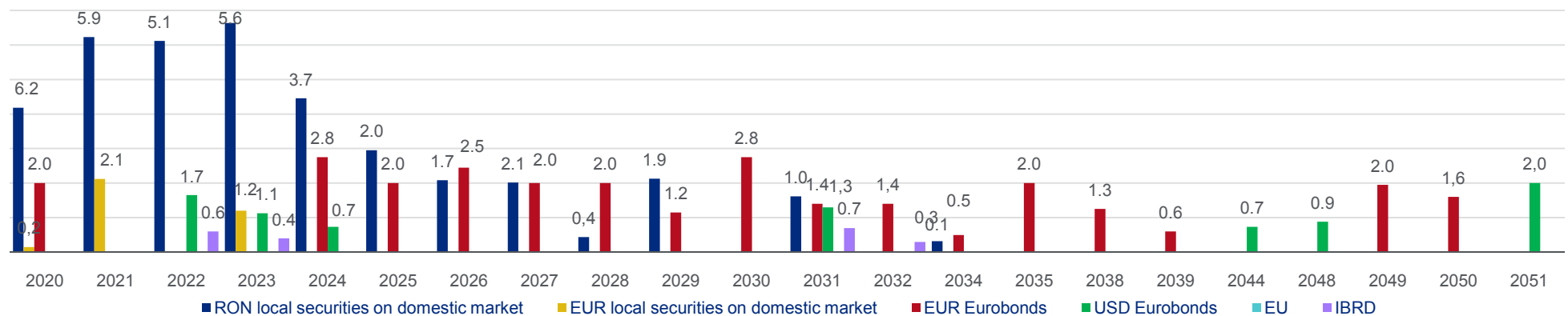
Government Financing Needs, RON bn



Source: Ministry of Public Finance (own calculation), Public Debt Report - June 2020

Government Debt Maturity Structure is Well Distributed across a Long Horizon

Redemption Profile of Government Securities and External Loan Facilities, EUR bn



Source: Ministry of Public Finance. Data as of June 30, 2020.

Prudent Debt Management Policy (Cont'd)



Overview

Response to
Covid-19

Long Years of Uninterrupted
GDP Growth

Sustainable
Fiscal Policy

**Prudent Public Debt
Management**

EU Funds
Absorption

Sovereign Debt Risk Management Targets

	Parameters ¹	Levels as of June 2020	Levels as of December 31, 2019	Indicative Targeted Min / Max Ranges (2019–2021) ²
Currency Risk	■ Share of domestic currency debt, % of total	48.2	49.8	45 (Min) – 60
	■ Share of EUR debt out of total foreign-currency denominated debt, %	85.9	83.4	80 (Min) – 95
Refinancing Risk	■ Debt maturing in one year, % of total	14.0	12.0	10 – 20 (Max)
	■ Local currency debt maturing in one year, % of total	17.0	17.0	15 – 25 (Max)
	■ ATM ³ for total debt, years	7.1	6.7	6.0 (Min) – 7.0
	■ ATM ³ for local currency debt, years	4.3	4.1	3.5 (Min) – 5.0
Interest Rate Risk	■ Debt re-fixing in one year, % of total	16.0	14.0	10 – 20 (Max)
	■ Local currency debt re-fixing in one year, % of total	17.0	17.0	15 – 25 (Max)
	■ ATR ⁴ for total debt, years	7.1	6.8	6.0 (Min) – 7.0
	■ ATR ⁴ for local currency debt, years	4.3	4.1	3.5 (Min) – 5.0

Objectives of the Debt Management Strategy

- Cover funding needs of the central government, while minimizing medium- and long-term debt costs
- Limit risks for the government public debt portfolio
- Develop the domestic market for government securities

Strategic Guidelines During 2019–2021

- The net financing mainly in local currency is as a move to further facilitate the development of the domestic market of government securities and help mitigate foreign currency exposure, at the same time considering the domestic market absorption capacity and, in general, the demand for debt instruments denominated in lei, as well as the need for a further diversification of the investor base of government securities.
- Depending on the market circumstances, the Ministry of Public Finance takes into consideration to partially pre-secure the next year's estimated financing needs.
- Pursue a smooth redemption profile, avoiding to the extent possible the concentration of principal repayments/refinancing of government securities in the short-term.
- Mitigate the refinancing risk and the liquidity risk by maintaining a foreign currency buffer at a comfortable level and possibly by using other instruments depending on the terms and conditions thereof.
- Maintain a presence on the international capital markets, through issuances of Eurobonds mainly in Euro and access the USD market or other foreign currency markets on an opportunistic basis, giving consideration to the extension of the debt portfolio average maturity and taking into account the cost/risk ratio associated thereto and the diversification of the investment base.
- In the process of external financing, the debt will be contracted mainly in euros.
- The euro issuances on the domestic market will be considered only if there is a special demand from domestic investors in the absence of alternative lending instruments, provided that there is a beneficial maturity/cost ratio.
- Maintain the exposure to interest rate risk under control by monitoring the share of domestic debt re-fixing within the next year and the average time to re-fix for the total portfolio.
- Use financing instruments offered by the international financing institutions to benefit of the favorable terms and conditions attached to those instruments.

(1) Relates to government public debt according to national legislation excluding temporary financing; (2) Risk indicators presented are calculated for public government debt according to national legislation, excluding loans from availabilities of the State treasury account (temporary financing), in line with the limits established in the Debt Management Strategy 2019–2021; (3) ATM – average time to maturity; (4) ATR – average time to re-fixing.

Source: Ministry of Public Finance: Historic compilation of the Public Debt Bulletin and Government Public Debt Management Strategy.



Improved EU Funds Absorption



EU Funds Absorption has Accelerated in the Past Years



Overview

Response to
Covid-19

Long Years of Uninterrupted
GDP Growth

Sustainable
Fiscal Policy

Prudent Public Debt
Management

EU Funds
Absorption

Operational Program	Development Objective	Allocation 2007– 2013	Absorption Rate						
			Dec 2014	Dec 2015	Dec 2016	Dec 2017	Dec 2018	Dec 2019	June 2020
		EUR bn	%	%	%	%	%	%	%
RO Program⁽¹⁾	Economic, social, balanced and sustainable regional development	3.71	57	64	85	93	100	100	100
SOP⁽²⁾ Environment	Protect and improve the environment and living standards	3.98	42	62	79	84	94	94	94
SOP Transport	Modernization and development of European priority transport axes within Romania and the national transport infrastructure as a whole	3.76	57	62	77	81	92	92	92
SOP Increase of Economic Competitiveness	Fostering growth towards a knowledge-based economy	2.54	57	76	105 ³	100	100	100	100
SOP Human Resources Development	Open, knowledge-based society through provision of conditions facilitating human resources development	3.20	47	55	73	91	91	91	91
OP Administrative Capacity Development	Help increase the responsiveness of Romania's public administration and judicial system	0.21	72	89	99	100	100	100	100
OP Technical Assistance	Strengthening the capacity of beneficiaries to prepare and implement EU financed projects	0.17	55	81	113 ³	100	100	100	100
Total		17.57⁴	52	63	83	89	95	95	95

- To assure the highest level of absorption, Romania implemented the following structural measures:
 - Strengthening and improving of the monitoring at the level of large infrastructure projects in order to speed up implementation
 - Active promotion by the Government of the alternative use of EU funds, through similar projects
 - Further reallocation among priority goals of various programmes
 - Increase the administrative capacity of programming departments through the use of European Investment Bank expertise
 - Extending the categories of eligible expenditures, allowing the reimbursement for expenditure already realised under the approved projects
 - Phasing of projects between the 2007–2013 and the 2014–2020 programming periods

Note: The final absorption rate can be calculated after the acceptance by the EC of the final documents for closure, that were submitted by the Member States up to March 31, 2017.

(1) Abbreviations: Regional Operational; (2) Abbreviations: Sectoral Operational Program; (3) Includes amount requested through top-up mechanism; (4) The 2007–2013 allocation was modified due to the amounts decommitted.

Source: Ministry of European Funds

EU Funds Absorption under the 2014–2020 Programming Period



Overview	Response to Covid-19	Long Years of Uninterrupted GDP Growth	Sustainable Fiscal Policy	Prudent Public Debt Management	EU Funds Absorption
----------	----------------------	--	---------------------------	--------------------------------	---------------------

Operational Program	Funds Allocated, EUR bn	Absorption Rate (Amount Requested to EC) (%)					
		Dec 2015	Dec 2016	Dec 2017	Dec 2018	Dec 2019	June 2020
OP Technical Assistance	0.25	0	0	23.28	37.29	56.90	64.73
OP Competitiveness	1.33	0	0	6.48	17.01	25.38	29.59
OP Human Capital (including Youth Employment Initiative: EUR 0.11bn)	4.37	0	0	0.09	14.87	25.28	28.15
OP Administrative Capacity	0.55	0	0	4.15	12.95	23.23	25.05
OP Large Infrastructure	9.22	0	0	10.13	17.77	25.24	27.01
OP Regional	6.76	0	0	0.41	12.78	22.86	24.91
OP for SME's Initiative*	0.10	0	0	93.09	-	-	-
OP's for European Territorial Cooperation	0.48	0	0.54	1.76	9.56	21.19	24.08
OP Aid for the Most Deprived	0.44	0	0.97	17.37	17.35	30.27	30.27
Total	23.50	0	0.02	5.62	15.65	24.87	27.12

- Cohesion funds are aimed at reducing disparities between the various regions and the lags of the least-favoured regions;
- Aside from cohesion funds, during the 2014–2020 period, Romania has additional available financings of approx. EUR 20bn, under the Common Agricultural Policy;
- At the end of June 2020, the total amounts received from the European Commission, pre-financing and reimbursements related to the operational programs financed by the FESI and FEAD (POAD), are at approx. EUR 13 bn, which means approx. 42% of the EU allocation for these programs (about EUR 31 bn).

Increased Focus on Controls

- **Performance Oriented:** There is a monitoring framework, including milestones and specific targets corresponding to each operational programme
 - Their completion is verified for 2018 and 2023
- **Improving efficiency of EU funds spending:** the EC is putting in place performance reserves in amounts ranging between 5 and 7 % of (most of) the allocations under each priority within the operational programmes
 - The performance reserve amounts will be released subject to the achievement of the milestones set for 2018
- **Ex-ante conditionalities** to ensure the conditions for effective cohesion policy investments and predictability of national sectorial policies

The impact of EU Funds on the Romanian economy is set to increase given Romania's strides in improving EU fund absorption and the increased focus on European Commission Control

Note: The 2014–2020 allocations for Technical Assistance, Large Infrastructure and Regional Operational OP's were modified due to the financial reallocations between the programmes.

* The OP for SME's Initiative was included in the OP Regional by EC approval from 16.10.2018.

Source: Ministry of European Funds.



Thank you!

