



# Romania

## Investor Presentation

June 2025



This presentation has been prepared by and is the sole responsibility of the Republic of Romania (the "Issuer"). It has not been reviewed, approved or endorsed by any manager retained by the Issuer. This presentation is provided for information purposes only. The contents of this presentation do not constitute or form part of an offer to sell or issue or any solicitation of any offer to purchase or subscribe for any securities for sale in any jurisdiction.

The information and opinions herein are believed to be reliable and have been obtained from sources believed to be reliable, but no representation or warranty, express or implied, is made with respect to the fairness, correctness, accuracy, reasonableness or completeness of the information and opinions. There is no obligation to update, modify or amend this presentation or to otherwise notify the recipient if any information, opinion, projection, forecast or estimate set forth herein changes or subsequently becomes inaccurate.

The information herein includes statements that constitute forward-looking statements. Such forward-looking statements are not guarantees of future performance and involve risks and uncertainties. Actual results may differ as a result of risks and uncertainties. Each recipient is strongly advised to seek its own independent advice in relation to any investment, financial, legal, tax, accounting or regulatory issues discussed herein. Analyses and opinions contained herein may be based on assumptions that, if altered, can change the analyses or opinions expressed. Nothing contained herein shall constitute any representation or warranty as to future performance of any security, credit, currency, rate or other market or economic measure. Furthermore, past performance is not necessarily indicative of future results. Romania disclaims liability for any loss arising out of or in connection with a recipient's use of, or reliance on, this presentation.

This presentation and the information contained herein is confidential and may not be reproduced, distributed or otherwise transmitted, in whole or in part, without the prior written consent of the Issuer. This document and/or the information contained herein, are not for publication or distribution, directly or indirectly, to persons in the United States (within the meaning of Regulation S under the Securities Act) or to entities in Canada, Australia or Japan or any other jurisdiction which prohibits the same except in compliance with applicable securities laws. Any failure to comply with this restriction may constitute a violation of United States securities laws and/or the securities laws of other countries.

By accepting this document you will be taken to have represented, warranted and undertaken that (i) you are a person to whom this presentation may be given (as described above); (ii) you have read and agree to comply with the contents of this notice; and (iii) you will treat and safeguard as strictly private and confidential all such information and take all reasonable steps to preserve such confidentiality.



Chapter	Page
Overview	3
GDP Growth	6
Fiscal Policy	10
Public Debt Management	17
EU Funding	25





## Overview



# Snapshot of Romania's Economy



## Overview

## GDP Growth

## Fiscal Policy

## Public Debt Management

## EU Funding

Area	238,397 sq. km
Population (2024)	19.06 <sup>(1)</sup> mn
Average RON/EUR rate (2024)	4.9746
GDP (2024 current prices)	RON 1,760.1 <sup>(2)</sup> bn
GDP (2024 current prices)	EUR 353.8 <sup>(2)</sup> bn
GDP per Capita (2024)	EUR 18,600 <sup>(2)</sup>
GDP Growth (2024, y-o-y)	0.8% <sup>(2)</sup>
Average Inflation (2024)	5.59%
Annual Inflation Rate (June 2025)	5.66%
Unemployment <sup>3</sup> (May 2025)	3.19%
Public Debt / GDP <sup>4</sup> (March 2025)	56.1%



## Current Credit Ratings

**S&P Global**

**BBB- / Negative**

*since May 16, 2014;  
rating affirmed on  
April 11, 2025*

**FitchRatings**

**BBB- / Negative**

*since July 4, 2011;  
rating affirmed on  
February 21, 2025*

**MOODY'S**

**Baa3 / Negative**

*since October 6, 2006;  
outlook revised on  
March 14, 2025*



**BBB/ Negative**

*since March 18, 2016  
outlook revised on  
March 28, 2025*

Source: National Institute of Statistics ("NIS"), Eurostat, National Bank of Romania, Map data ©2020 Google, GeoBasis-DE/BKG (©2009).

(1) Provisional data according to NIS Press Release No. 223 from 30 August 2024; (2) NCSP Spring Forecast, May 2025 and provisional data according to NIS Press Release No. 138 from 6 June 2025;

(3) Registered unemployment rate; (4) According to EU methodology

# Key Features of Romania's Credit Profile



## Overview

## GDP Growth

## Fiscal Policy

## Public Debt Management

## EU Funding

### Macroeconomic Framework

- After joining the EU, real convergence expressed in GDP per capita in PPS significantly improved from 39.4% in 2006 to 78%<sup>(1)</sup> in 2023 of EU average.
- In 2023 the GDP registered an increase of 2.4% compared to the previous year. The gross fixed capital formation, with an outstanding performance of 14.5% has represented the main pillar of the economic growth.
- In 2024<sup>(2)</sup> the GDP registered an increase, in real terms, of 0.8% compared to the previous year.
- GDP is expected to increase by 1.4% in 2025<sup>(3)</sup>.

### Well Capitalized and Liquid Banking Sector

- NPL ratio <sup>(4)</sup> <sup>(5)</sup> showed a sustained downward trend (3.8% at the end of 2020, 3.4% at the end of 2021, 2.7% at the end of 2022, 2.4% at the end of 2023 and 2.5% at the end of 2024 and 2.6% at the end of April 2025).
- No public money used to support local banks and their recapitalisation.
- Very well capitalized banking sector (total capital adequacy ratio of 23.4% at the end of 2022, 23.6% at the end of 2023 and 24.9% at the end of 2024).
- Relatively stable exchange rate.

### Public Debt

- 56.1% government debt/GDP according to EU methodology at end March 2025, compared to 54.8% at end 2024.
- 48.9% debt/GDP at end of 2023<sup>(6)</sup>.

(1) Source: Eurostat; (2) Provisional data according to NIS Press Release No. 138 from 6 June 2025; (3) NCSP Spring Forecast 2025; (4) Under the EBA Methodology; (5) National Bank of Romania, "Aggregate Indicators for Credit Institutions"; (6) Data updated according to the Fiscal Notification from April 2025.





**GDP Growth**



# Romania's Economy: Macroeconomic Indicators



## Overview

## GDP Growth

## Fiscal Policy

## Public Debt Management

## EU Funding

	2020	2021	2022	2023	2024	2025
<i>Macroeconomic Indicators</i>					<i>Estimate</i>	<i>Forecast</i>
Real GDP (% y-o-y)	(3.7)	5.5	4.0	2.4	0.8 <sup>b</sup>	1.4 <sup>b</sup>
Inflation rate (% , e.o.p.)	2.1	8.2	16.4	6.6	5.1 <sup>e</sup>	4.3 <sup>b</sup>
Inflation rate (% , annual average)	2.6	5.1	13.8	10.4	5.6 <sup>e</sup>	4.9 <sup>b</sup>
Budget balance (% GDP, cash)	(9.6)	(6.7)	(5.8)	(5.7)	(8.6) <sup>g</sup>	(7.0) <sup>h</sup>
Budget balance (% GDP, ESA 2010)	(9.2)	(7.1)	(6.4)	(6.6)	(9.3) <sup>g</sup>	(7.0) <sup>h</sup>
Government debt (% GDP, EU methodology)	46.6 <sup>a</sup>	48.3 <sup>a</sup>	47.9	48.9	54.8 <sup>a</sup>	58.1 <sup>c</sup>
Exports of goods (% , y-o-y)	(9.9)	20.2	23.1	1.2 <sup>f</sup>	(0.4) <sup>b</sup>	2.2 <sup>b</sup>
Current account balance (% GDP)	(5.1) <sup>d</sup>	(7.2) <sup>d</sup>	(9.5) <sup>d</sup>	(6.6) <sup>d</sup>	(8.4) <sup>b</sup>	(8.0) <sup>b</sup>
<i>Interest And Exchange Rates</i>						
NBR policy rate (% , e.o.p)	1.50	1.75	6.75	7.00	6.50	6.50
Credit facility rate	2.00	2.50	7.75	8.00	7.50	7.50
Deposit facility rate	1.00	1.00	5.75	6.00	5.50	5.50
Average exchange rate (RON/EUR)	4.84	4.92	4.93	4.95	4.97	5.01 <sup>b</sup>
<i>Labor Market Indicators</i>						
ILO unemployment rate (%)	6.1 <sup>d</sup>	5.6	5.6	5.6	5.4 <sup>b</sup>	5.3 <sup>b</sup>

Source: NIS (GDP data for 2020-2022 are final data; semi-final data for 2023 according to Press Release No. 268/10 October 2024 and Autumn Forecast, December 2024)

Notes: (a) Data updated according to Fiscal Notification from April 2025; (b) NCSP Spring Forecast, May 2025; (c) MoF estimates; (d) NBR Revised 2020-2023 data in the benchmark methodology 2024, 13 January 2025; (e) NIS Press Release No. 10 from 14 January 2025; (f) NIS Revised data, Press Release no. 263 from 10 October 2024; (g) 2024 budget execution according to the Ministry of Finance; (h) State budget law for 2025



# Growth Supported by Domestic Demand and Capital Formation



Overview

GDP Growth

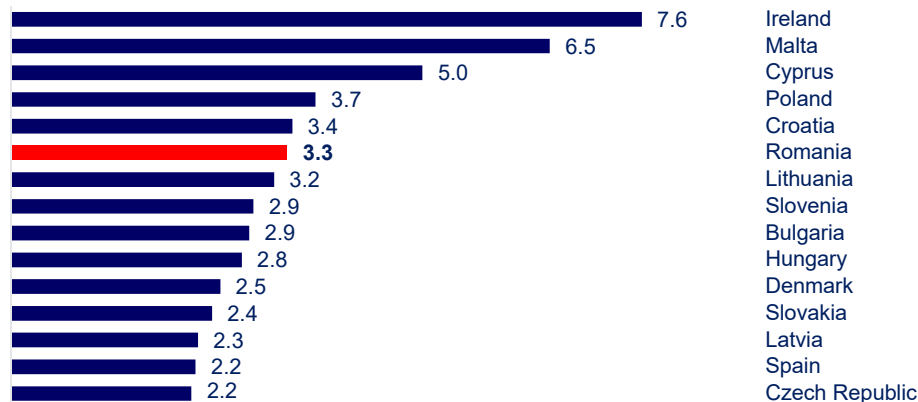
Fiscal Policy

Public Debt Management

EU Funding

## Romania is One of the Fastest Growing Economies in the EU

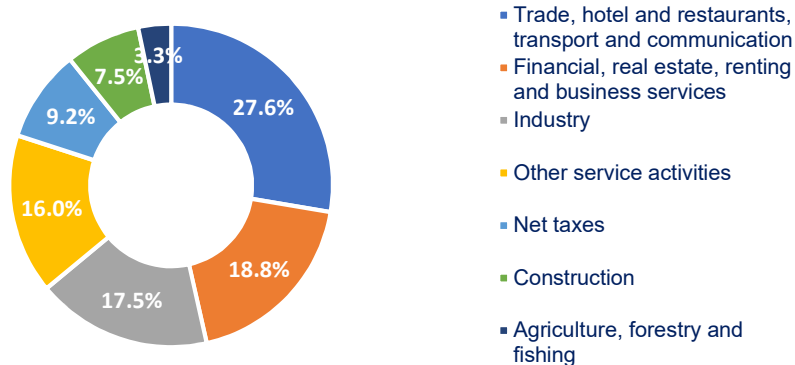
% GDP Growth, Average 2015–2024



Source: Eurostat

## The Romanian Economy is Diversified

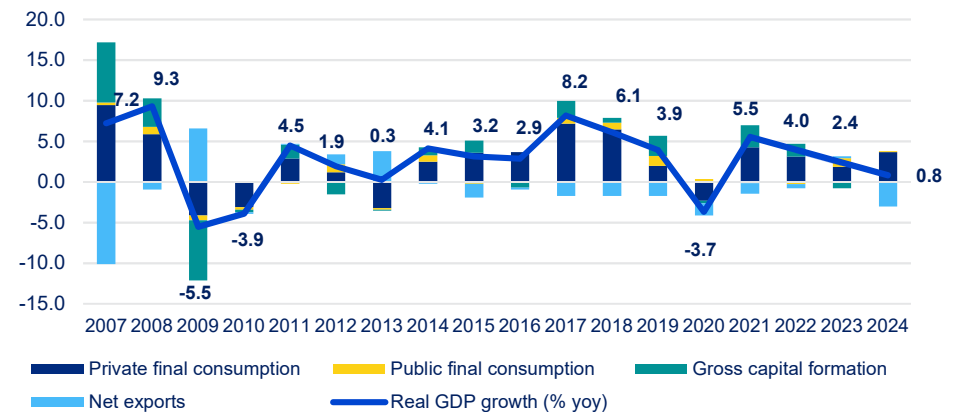
Structure of Gross Domestic Product by Sectors in 2024, %



Source: NIS

## GDP Growth is Underpinned by Domestic Demand

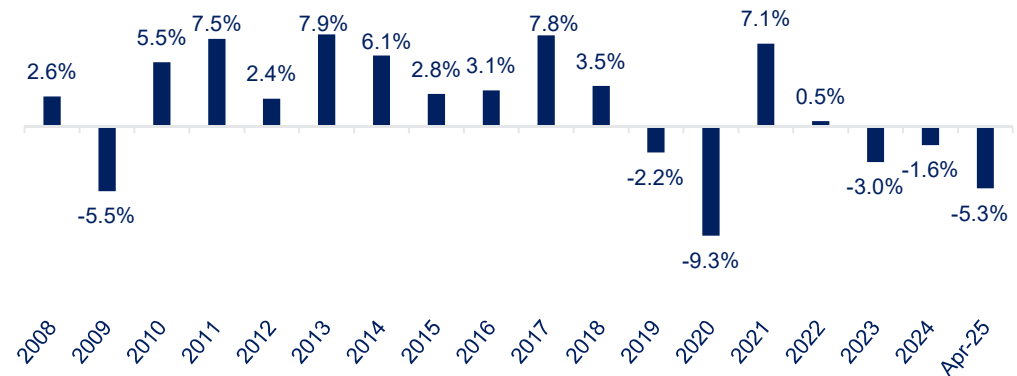
GDP Components, %



Source: NIS

## Industry, in the Negative Territory

Real Change in Industrial Production, y-o-y, (base year 2021)



Source: NIS

# Labour Market Conditions Supportive of Long-Term Growth



## Overview

## GDP Growth

## Fiscal Policy

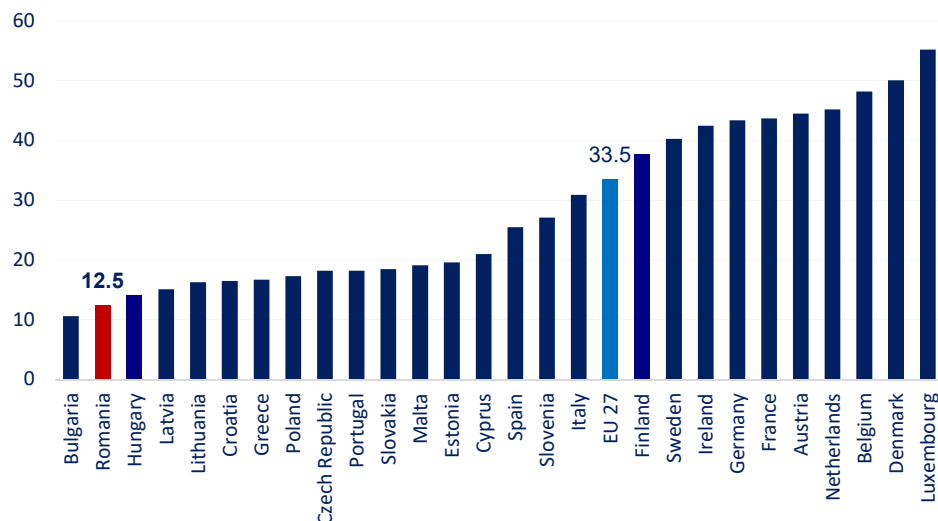
## Public Debt Management

## EU Funding

- Highly educated workforce as evidenced by the United Nations' Human Development Indicators 2020: skilled employees constitute 81.7% of the Romanian labour force and 70.7% of the population are internet users. The country ranked **#55 / #193**, according to the current Human Development Index.
- Romanian labour costs per hour remain among the most competitive in the EU.
- Romania's unemployment rate (ILO methodology) is nevertheless below the EU27 average and remains one of the lowest among the member states to date, respectively 5.7% in April 2025.

## Labour Costs in Romania are Sustained at one of the Lowest Levels in the EU

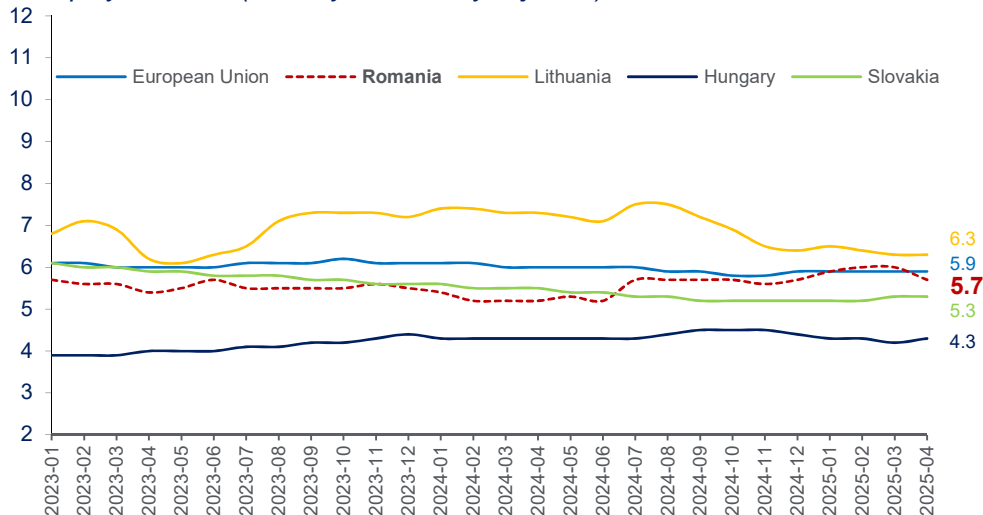
Annual data as of 2024, EUR



Source: Eurostat. Data according to ESA 2010 methodology

## Unemployment Rate Below the EU Average

Unemployment rate (monthly, seasonally adjusted), %



Source: Eurostat, ILO Methodology



## Fiscal Policy





# National medium-term fiscal-structural plan (1/3)



Overview

GDP Growth

Fiscal Policy

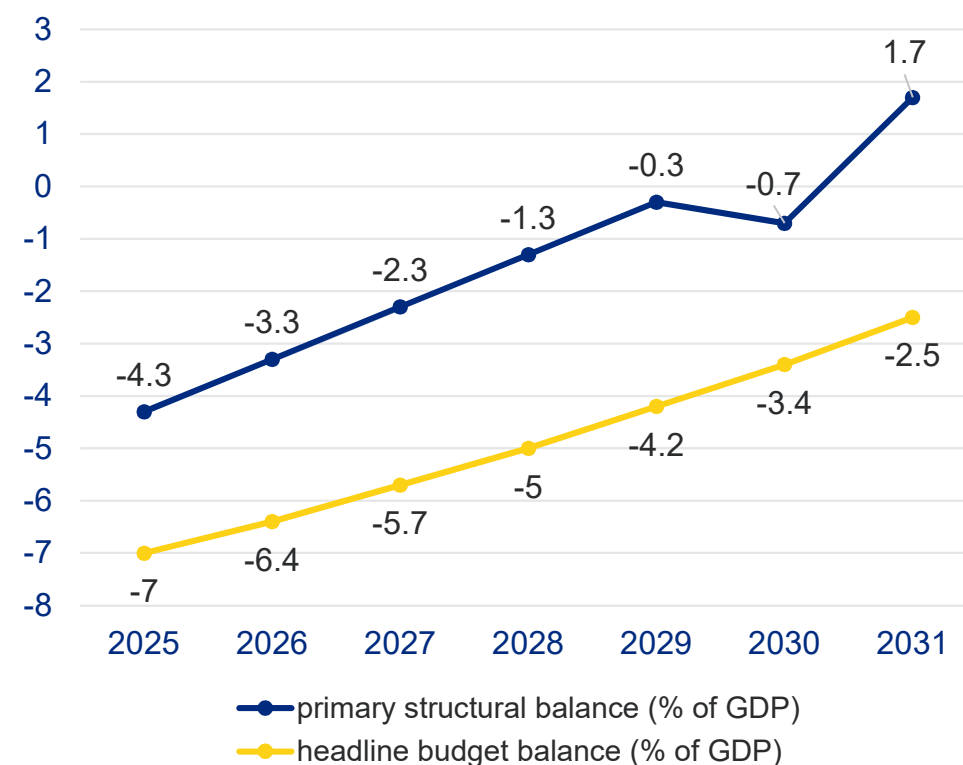
Public Debt Management

EU Funding

Fiscal consolidation is expected to be achieved over a seven-year timeframe

- The budget deficit adjustment trajectory aims to reach 2.5% of GDP by 2031.
- Fiscal consolidation relies primarily on reducing spending, projected to decrease by nearly 5 percentage points of GDP. Revenue is expected to increase by 2 percentage points of GDP, driven by tax measures and improved collection efforts.
- The trajectory also reflects an average annual adjustment in the primary structural deficit of around 1 percentage point of GDP over the 7-year extended period.

Trajectory of headline budget balance and primary structural balance



# National medium-term fiscal-structural plan (2/3)



Overview

GDP Growth

Fiscal Policy

Public Debt Management

EU Funding

## Main investments and reforms supporting 7-year extended period for fiscal adjustment

- The set of reforms and investments underpinning an extension of the adjustment period consists of several commitments from the Recovery and Resilience Plan (RRP), along with some new reforms and investments.

<b>Tax reform</b>	<b>Reform of the public sector remuneration system</b>
<b>Reform of the taxation of micro-enterprises</b>	<b>Reform of the expenditure system of state/local economic operators (state-owned enterprises, SOEs)</b>
<b>Reform of the tax administration</b>	<b>Financing system for businesses</b>
<b>Reform of the public expenditure system</b>	<b>Investments in Romania's irrigation infrastructure to mitigate the impact of climate change</b>
<b>General pension reform and reform of special pensions</b>	<b>Investments in green transition, digitalization, and technological modernization in the manufacturing industry</b>
<b>Minimum wage reform</b>	

# National medium-term fiscal-structural plan (3/3)



Overview

GDP Growth

Fiscal Policy

Public Debt Management

EU Funding

## Key fiscal measures implemented in 2025

- The most significant impact on the budget deficit comes from measures aimed at controlling spending

(estimated impact is not comparable with the 2024 expenditure base).

### Revenue measures

**Reduction of the micro-enterprise revenue ceiling:** from 500 thousand euros to 250 thousand euros in 2025 (and to 100 thousand euros in 2026). Estimated impact: RON 0.75 billion.

**Increase in dividend tax:** the dividend tax rate has been raised from 8% to 10%. Estimated impact: RON 1.4 billion.

**Removal of PIT exemptions** (granted for a gross monthly income of up to RON 10 000) in the construction, agriculture, food industry and computer software sectors. Estimated impact: RON 4 billion.

**Special construction tax:** a 1% tax rate will be applied to the value of taxpayer's assets (excluded from property taxation). Estimated impact: RON 1 billion.

### Main expenditure measures

**Employment freeze in government sector-** aiming to limit the increase in personnel spending (23.8% YoY in 2024).

**Freeze in all pensions and social assistance rights, including child allowances and student scholarships, limiting student travel subsidies.** Estimated impact: RON 23 billion.

**Freeze in base wages, bonuses, food allowances, paid overtime and compensations in public sector, 50% cut in holiday vouchers.** Estimated impact: RON 35 billion.

**Rescheduling investments under the national financed programs and suspending new investment commitments/procurement on non critical local infrastructure.**

**Other measures-** limiting wage increases in non-performing SOEs, limiting payment of medical leaves and healthcare services reimbursement. Estimated impact: RON 5 billion.



## Key fiscal measures

- The Government Program 2025-2028 of the ruling coalition includes both revenue and expenditure measures.
- A part of the tax measures are scheduled to come into force on August 1, 2025, including: an increase in the standard VAT rate from 19% to 21%, and the adjustment of reduced VAT rates from 5% and 9% to 11% for items such as books, cultural activities, energy, firewood, food, medicines, water, and pesticides, with all remaining reduced rates also rising to 21%; increasing excises by 10% on fuels and alcohol and by 2.5% on tobacco; collecting health care tax for pensions over RON 3,000; the additional tax on the banking sector will be increased from 2% to 4% for the years 2025 and 2026; increasing gambling taxes.
- On the expenditure side, the most significant measures include a reduction in bonuses granted within public administration—such as those for hazardous work, EU funds, and other categories of allowances and premiums—alongside education related measures (adjusting teaching workloads and restructuring the student scholarship system) and in the Health Fund (expanding the contribution base by introducing mandatory health insurance contributions for co-insured individuals, and adjusting compensation rates for medical leave and temporary work incapacity). Investment spending will also be reprioritized.
- Additional tax measures are set to come into force on January 1, 2026, including an increase in the dividend tax from 10% to 16%, and a rise in the RO-vignette (road tax) from EUR 26 to EUR 50; other additional measures could include higher property taxes (NRRP milestone, based on the market value of real estate assets), and environmental taxation (NRRP milestone, a green taxation reform in the transport sector aimed at incentivizing environmentally sustainable mobility and better aligning with the 'polluter pays' principle). On the expenditure side, the main measures include keeping public sector wages and social benefits frozen next year, as well as a reduction in the threshold for holiday vouchers.
- The estimated impact of the measures (on both revenues and expenditures) is 1.1% of GDP in 2025 and 3.1% of GDP in 2026.

**Projection:** a cash budget deficit of **7.0% of GDP**

## Revenues:

- expected to increase by 0.35 percentage points of GDP against the 2024 comparable base (excluding one-offs), reflecting the impact of recently adopted fiscal measures: reduction of the micro-enterprise revenue ceiling, increase in dividend tax, removal of PIT exemptions, and special construction tax.

## Expenditures:

- adjustments (as % GDP) in personnel spending (-0.5 percentage points), goods and services (-0.4 percentage points), and nationally funded investment projects/non-EU investment (-0.5 percentage points);
- social assistance is envisaged to remain nearly unchanged due to the carryover effect of pension recalculation;
- spending measures, mainly: employment freeze in government sector, freeze in base wages, bonuses, and food allowances etc, freeze in all pensions and social assistance rights, rescheduling of investments under the nationally funded programs and the suspension of new investment commitments/procurement on non-critical local infrastructure.

## Macroeconomic assumptions for 2025 budget

Indicators	2023	2024	2025
Nominal GDP (billion Lei)	1604.6	1760.1	1912.6
Real GDP growth (%)	2.4	0.8	2.5
GDP deflator (%)	12.8	8.8	5.8
Private consumption (%)	3	6	2.5
Government consumption (%)	6.3	0.7	0.4
Gross fixed capital formation (%)	14.5	-3.3	5.9
Export of goods and services (%)	-0.8	-3.1	0.8
Import of goods and services (%)	-1.1	3.8	1.6
Consumer Price Index (annual average)	10.4	5.6	4.4
Average gross wage (%yoy)	15	15.3	6.2

## May 2025 Budget Execution – Deficit of 3.39% of GDP

- Revenues to the general consolidated budget, in the amount of RON 256 billion, increased by 13.6% in nominal terms compared to the same period of last year.
  - Increases in the collection of: wage and personal income tax (+21.7%), social security contributions (+11.5%), corporate income tax (+4.1%), excises (+17.1%) and non-tax revenues (+19.3%), compared to the same period of the previous year;
  - Revenues from VAT amounted to RON 48.99 billion at the end of May 2025 (2.3% more than the level recorded in the same period of 2024);
  - Reimbursements from the EU: RON 21.98 billion, up by 32.8% compared to the level registered in the same period of the previous year.
- The expenditures of the general consolidated budget, in the amount of RON 320.23 billion, increased in nominal terms by 12.2% YoY compared to the same period of last year.
  - Personnel expenditure increased by 11.3%, compared to the same period of the previous year;
  - Goods and services expenditure increased by 0.8%, while the expenditure for social assistance increased by 15.2%;
  - Interest expenditure amounted to RON 22.86 billion, up by RON 6.86 billion than the same period of 2024;
  - Subsidy expenditure amounted to RON 5.76 billion;
  - Expenditure on projects financed from non-reimbursable external funds (including subsidies from the European Union related to agriculture) amounted to RON 25.77 billion, 23.9% more than the same period of 2024;
  - Investment expenditure amounted to RON 40.57 billion at the end of May 2025, up by 7.33% compared to the same period of 2024.





# Public Debt Management

# Public Debt Indicators



Overview

GDP Growth

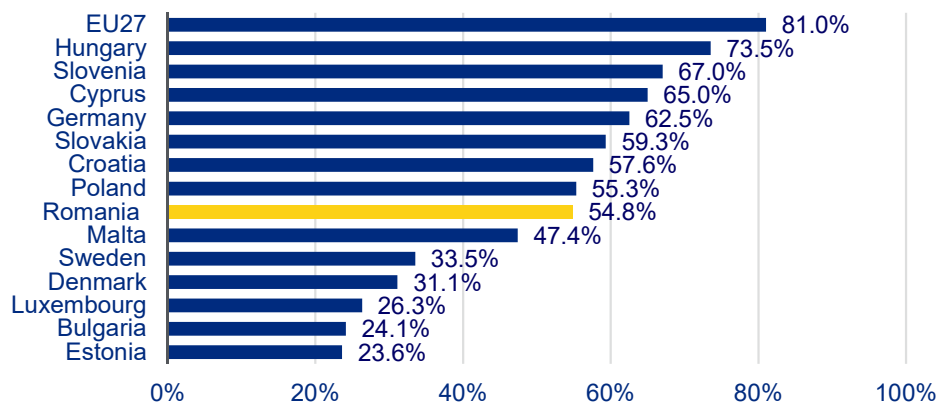
Fiscal Policy

Public Debt Management

EU Funding

## Romania has one of the lowest Debt / GDP Ratios in the EU

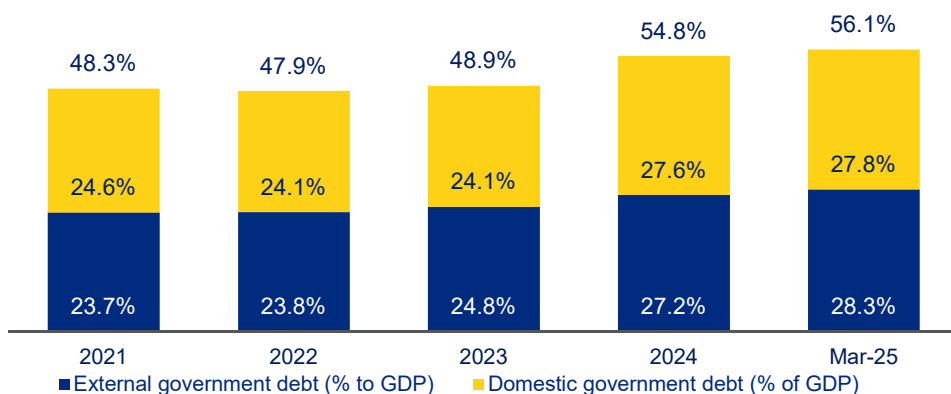
General Government Debt / GDP, Q4 2024



Source: Eurostat – Euro Indicators 22 April 2025

## Debt / GDP Ratio is relatively low...

General Government Debt / GDP ESA 2010<sup>(2)</sup>, March 2025



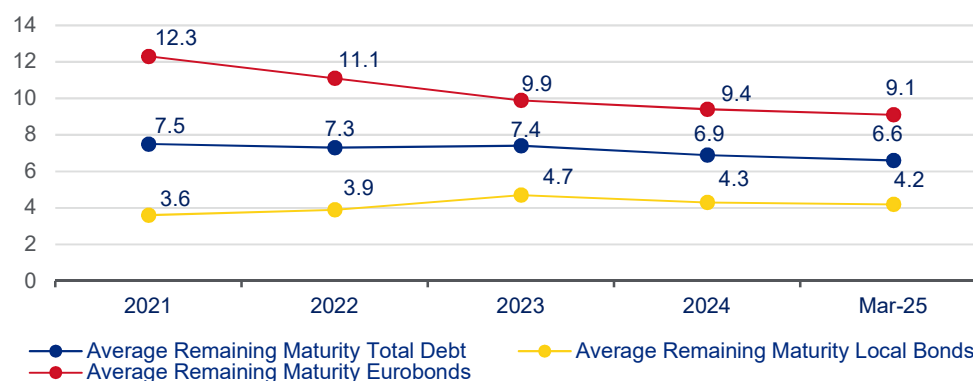
Source: Ministry of Finance – (EU Methodology).

(% of GDP)	2021	2022	2023	2024	2025 F
<b>Gross Financing Needs, Out of which<sup>(1)</sup>:</b>	11.1%	10.7%	12.7%	14.1%	12.2%
– Budgetary Deficit	6.7%	5.8%	5.7%	8.7%	7.0%
– Refinancing of Public Debt <sup>1</sup>	4.4%	4.9%	7.0%	5.4%	5.2%

(P) Provisional. (F) Forecasted.

## ...with a Prudent Maturity Profile

Average Remaining Maturity in years



Source: Ministry of Finance.

(1) Ministry of Finance (own calculation); (2) Ministry of Finance - according to EU methodology, the debt to GDP ratio was calculated taking into consideration the sum of GDP for the last four quarters. Preliminary data as of end March 2025.

# Government Borrowing Profile



## Overview

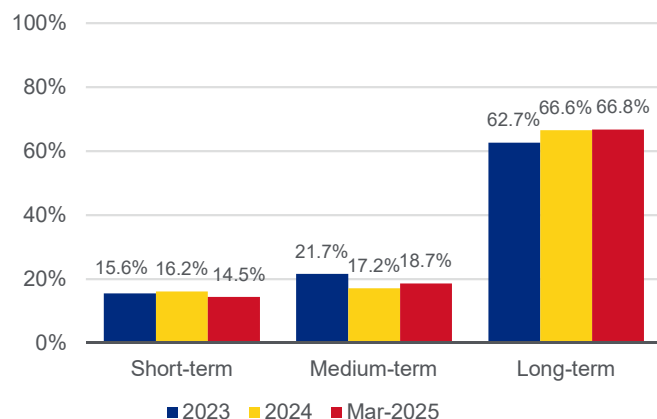
## GDP Growth

## Fiscal Policy

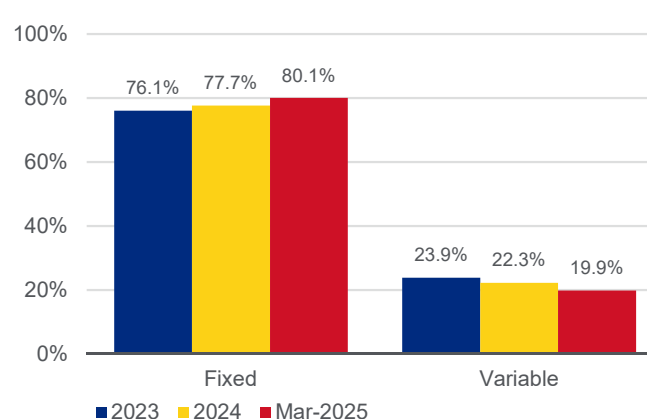
## Public Debt Management

## EU Funding

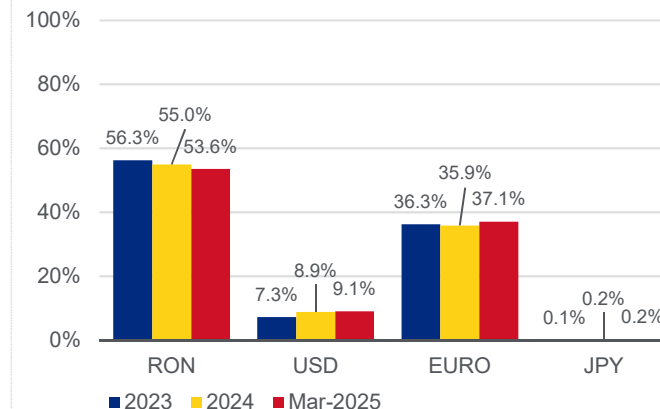
### Increasingly Long Tenor Borrowings...



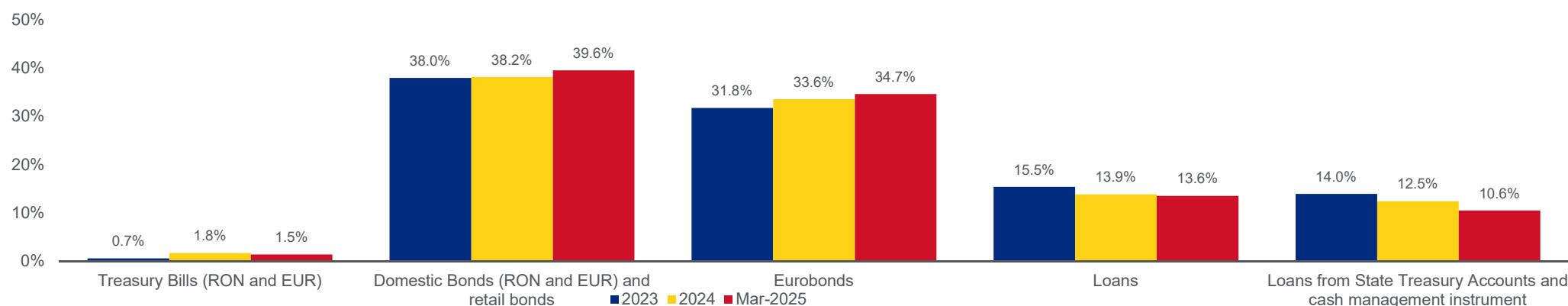
### ...Mostly Paying Fixed Interest...



### ...Primarily in RON and EUR...



### Mix of Funding Instruments



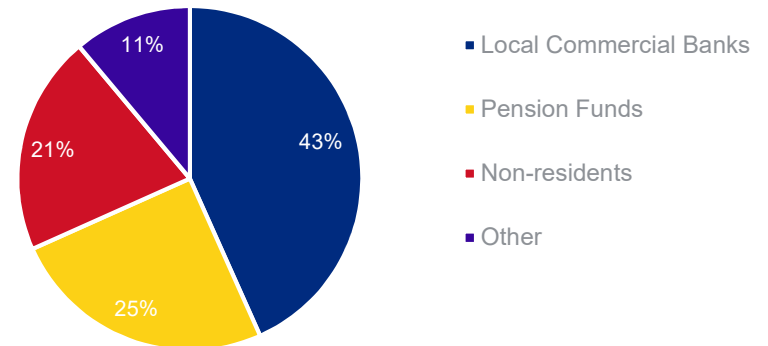
Source: Ministry of Finance. Historical compilation of the Public Debt Bulletin, at end of March 2025.

Note: Based on national legislation.

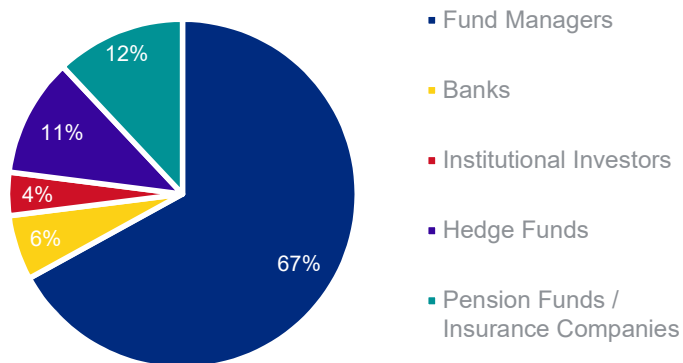
## Domestic Capital Markets Instruments

- Interbank market:
  - ✓ government securities with maturities between 6 months and 15 years,
  - ✓ liquid benchmarks to an equivalent of about EUR 2.5-3 bn.
- Retail market:
  - ✓ two programs for bond issuance with 1 to 5 years maturity via treasury offices, postal units and banks (via the Bucharest Stock Exchange in EUR and local currency).

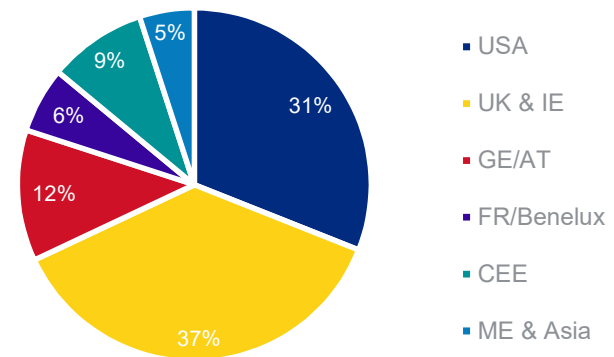
## Holders of domestic market government securities



## Average Eurobonds Distribution by Investor Type



## Average Eurobonds Distribution by Geography



Note: statistics for longer tenors, 10Y+





## Legal Framework and Governance

- The Framework *for the Issuance of Bonds Intended to Finance the Protection of the Environment and Combat Climate Change* launched in December 2023.
- The Interministerial Committee approving the list of eligible projects/expenditures, approving the Green Bond Framework and the annual allocation and post-issuance impact reports prepared by the Ministry of Finance.
- TA provided by World Bank
- The Framework follows international best practices, evaluated by S&P Global Ratings (S&P).
- S&P's Second Party Opinion (SPO) confirms the alignment of the Framework with (ICMA)'s Green Bond Principles.
- **"Medium green"** Framework.

## Green Bonds

- February 15, 2024 inaugural successful **Green Bond** on the international markets, a 12-year tranche of EUR 2 billion. Total demand of EUR 9 billion from more than 250 investors. Negative new issue concession (-15 bps), implying a greenium of 10 bps. Around 45% of the investors were socially responsible investors (SRI) / with green-ESG mandates or known to use socially responsible investment principles/green investment principles.
- October 4, 2024, inaugural **Green Samurai** transaction with JPY 33bn multi-tranche across 3 years, 5 years and 7 years

- In 2025, the gross financing requirements are RON 232 billion (from RON 252 billion in 2024), driven by a lower budget deficit target. As of June 30, 2025 approximately 58% of the 2025 financing needs were covered. Retail bonds issued until June 30, 2025 amounted to RON 25.3 billion.
- The gross financing needs will cover the budget deficit of 7% of GDP (approximately RON 135 billion) and the refinancing of the public debt (RON 97 billion).
  - Domestic market volume of around RON 145-150 billion, with a maturity structure of approx. 15-20% / 85-80% (short term vs medium and long term).
  - Domestic market issuance via interbank government bond auctions and retail bond programs.
  - International issuance of around EUR 16-17 billion, out of which around EUR 12-13 billion via Eurobonds and private placements in loan and bond format, disbursements from the European Commission under Facility of Recovery and Resilience of around EUR 3 billion and IFIs financing of EUR 1 billion.
- Maintaining a constant presence in EUR and USD markets via Eurobond transactions and private placements.
- Based on Romania's Sovereign Green Bond Framework adopted by the Government, the second green bond issuance on the international markets will also be taken into consideration.
- Planning the second Samurai bond transaction, to be launched in 2025, for investor base diversification.

# Financing Plan (2/2)



Overview

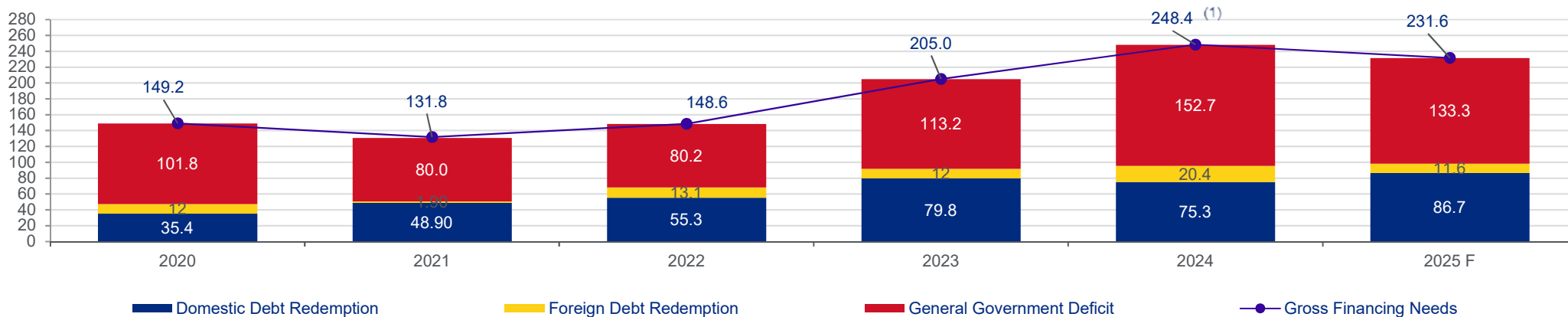
GDP Growth

Fiscal Policy

Public Debt Management

EU Funding

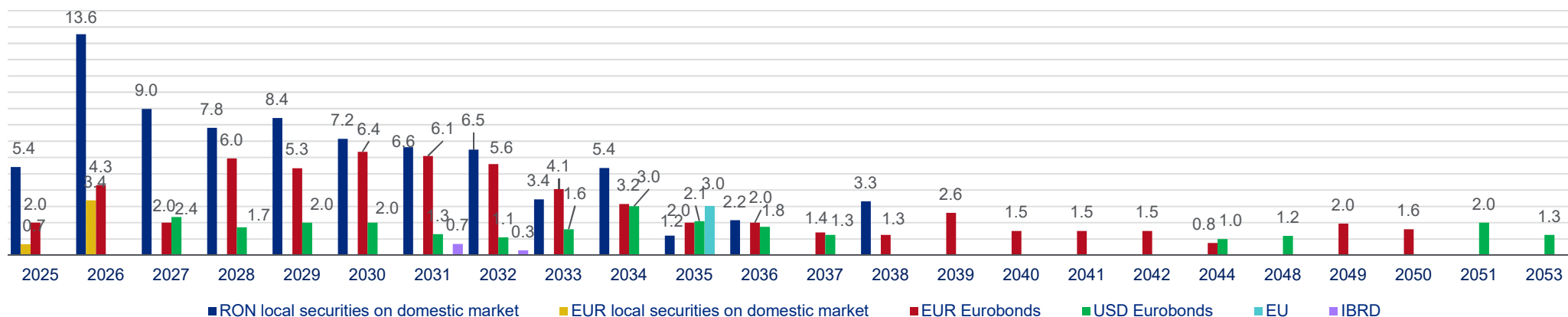
## Government Financing Needs, RON bn



Source: Ministry of Finance (own calculation)

## Government Debt Maturity Structure is Well Distributed across a Long Horizon

### Redemption Profile of Government Securities and External Loan Facilities, EUR bn



(1) Including the partial prefinancing of 2025

Source: Ministry of Finance. Data as of June 30, 2025.

# Debt Management Policy



Overview

Long Years of Uninterrupted GDP Growth

Sustainable Fiscal Policy

Public Debt Management

EU Funding

## Sovereign Debt Risk Management Targets

	Parameters <sup>1</sup>	Levels as of March 31, 2025	Levels as of December 31, 2024	Indicative Targeted Min / Max Ranges (2024–2026) <sup>2</sup>
Currency Risk	■ Share of domestic currency debt, % of total	48.1	48.5	45 (Min) – 55
	■ Share of EUR debt out of total foreign-currency denominated debt, %	80.0	79.7	80 (Min) – 90
Refinancing Risk	■ Debt maturing in one year, % of total	12.0	10.0	10 – 20 (Max)
	■ Local currency debt maturing in one year, % of total	20.0	17.0	15 – 25 (Max)
	■ ATM <sup>3</sup> for total debt, years	6.6	6.9	7.0 (Min) – 8.0
	■ ATM <sup>3</sup> for local currency debt, years	4.3	4.6	4.5 (Min) – 5.5
Interest Rate Risk	■ Debt re-fixing in one year, % of total	13.0	12.0	10 – 20 (Max)
	■ Local currency debt re-fixing in one year, % of total	18.0	15.0	15 – 25 (Max)
	■ ATR <sup>4</sup> for total debt, years	6.4	6.7	7.0 (Min) – 8.0
	■ ATR <sup>4</sup> for local currency debt, years	4.3	4.6	4.5 (Min) – 5.5

## Objectives of the Debt Management Strategy

- Covering the funding needs of the central government, while minimizing medium- and long-term debt costs.
- Limiting risks for the government public debt portfolio.
- Developing the domestic market for government securities.

## Strategic Guidelines During 2024–2026

- Financing mainly in local currency, with the objective of ensuring net financing (covering the budget deficit) mainly from domestic sources from 2024 onwards
- Pursuing a smooth redemption profile
- Maintaining a foreign currency buffer
- FX funding mostly in EUR and USD
- Maintaining the exposure to interest rate risk under control
- Using IFIs and EU funding in order to benefit from the favorable terms and conditions attached to those instruments

(1) According to national legislation excluding temporary financing; (2) Risk indicators calculated according to national legislation, excluding loans from availabilities of the State treasury account (temporary financing); (3) ATM – average time to maturity; (4) ATR – average time to re-fixing.

Source: Ministry of Finance: Historic compilation of the Public Debt Bulletin and Government Public Debt Management Strategy.





**EU Funding**



# EU Funds Absorption has Accelerated in the Past Years



Overview

Long Years of Uninterrupted GDP Growth

Sustainable Fiscal Policy

Prudent Public Debt Management

EU Funding

Operational Program	Funds Allocated, EUR bn	Absorption Rate (Amount Requested to EC) (%)										
		Dec 2015	Dec 2016	Dec 2017	Dec 2018	Dec 2019	Dec 2020	Dec 2021	Dec 2022	Dec 2023	Dec 2024	March 2025**
OP Technical Assistance	0.33	0	0	23.28	37.29	56.90	59.92	67.37	75.40	84.66	111.48	111.48
OP Competitiveness	2.38	0	0	6.48	17.01	25.38	23.31	25.82	54.02	77.94	101.12	98.85
OP Human Capital (including Youth Employment Initiative: EUR 0.15bn)	4.60	0	0	0.09	14.87	25.28	43.00	52.75	60.41	84.50	97.72	98.16
OP Administrative Capacity	0.56	0	0	4.15	12.95	23.23	33.56	47.07	63.04	88.70	101.58	101.58
OP Large Infrastructure	9.34	0	0	10.13	17.77	25.24	38.85	52.85	70.57	96.40	103.05	103.05
OP Regional	6.86	0	0	0.41	12.78	22.86	34.86	49.83	65.14	85.28	102.27	102.27
OP for SME's Initiative*	0.10	0	0	93.09	-	-	-	-	-	-	-	-
OP's for European Territorial Cooperation	0.48	0	0.54	1.76	9.56	21.19	33.27	54.84	67.42	81.85	99.30	99.30
OP Aid for the Most Deprived	0.49	0	0.97	17.37	17.35	30.27	48.24	54.21	54.21	82.48	93.18	93.18
<b>Total</b>	<b>25.04</b>	<b>0</b>	<b>0.02</b>	<b>5.62</b>	<b>15.65</b>	<b>24.87</b>	<b>37.48</b>	<b>49.51</b>	<b>65.16</b>	<b>88.53</b>	<b>101.49</b>	<b>101.35</b>

- As of March 2025, the total amounts received from the European Commission, pre-financing and reimbursements related to the operational programs financed by the Cohesion Policy, are at approx. EUR 23.96 bn, which means 99.6% of the EU allocation for these programs (about EUR 24.1 bn).

**As of March 2025, Romania ranked 4<sup>th</sup> among the 27 Member States, in absolute values of EU funds received.  
The contracting rate of 138% creates a prerequisite for an increase in the absorption rate in the upcoming period.**

*Note: The allocations for 2014-2020 OP's were modified according to the last versions of the approved operational programmes. Consequently, some percentages have been diminished.*

- \*The OP for SME's Initiative was included in the OP Regional by EC approval from 16.10.2018.

- \*\*Includes the amounts declared as overbooking in accordance with EC regulations.

Source: Ministry of Investments and European Projects

# EU Funds Absorption under the 2014–2020 Programming Period



Overview

Long Years of Uninterrupted GDP Growth

Sustainable Fiscal Policy

Prudent Public Debt Management

EU Funding

Operational Program	Funds Allocated, EUR bn	Absorption Rate (Amount Requested to EC) (%)										
		Dec 2015	Dec 2016	Dec 2017	Dec 2018	Dec 2019	Dec 2020	Dec 2021	Dec 2022	Dec 2023	Dec 2024	March 2025**
OP Technical Assistance	0.33	0	0	23.28	37.29	56.90	59.92	67.37	75.40	84.66	111.48	111.48
OP Competitiveness	2.38	0	0	6.48	17.01	25.38	23.31	25.82	54.02	77.94	101.12	98.85
OP Human Capital (including Youth Employment Initiative: EUR 0.15bn)	4.60	0	0	0.09	14.87	25.28	43.00	52.75	60.41	84.50	97.72	98.16
OP Administrative Capacity	0.56	0	0	4.15	12.95	23.23	33.56	47.07	63.04	88.70	101.58	101.58
OP Large Infrastructure	9.34	0	0	10.13	17.77	25.24	38.85	52.85	70.57	96.40	103.05	103.05
OP Regional	6.86	0	0	0.41	12.78	22.86	34.86	49.83	65.14	85.28	102.27	102.27
OP for SME's Initiative*	0.10	0	0	93.09	-	-	-	-	-	-	-	-
OP's for European Territorial Cooperation	0.48	0	0.54	1.76	9.56	21.19	33.27	54.84	67.42	81.85	99.30	99.30
OP Aid for the Most Deprived	0.49	0	0.97	17.37	17.35	30.27	48.24	54.21	54.21	82.48	93.18	93.18
<b>Total</b>	<b>25.04</b>	<b>0</b>	<b>0.02</b>	<b>5.62</b>	<b>15.65</b>	<b>24.87</b>	<b>37.48</b>	<b>49.51</b>	<b>65.16</b>	<b>88.53</b>	<b>101.49</b>	<b>101.35</b>

- As of March 2025, the total amounts received from the European Commission, pre-financing and reimbursements related to the operational programs financed by the Cohesion Policy, are at approx. EUR 23.96 bn, which means 99.6% of the EU allocation for these programs (about EUR 24.1 bn).

**As of March 2025, Romania ranked 4<sup>th</sup> among the 27 Member States, in absolute values of EU funds received.  
The contracting rate of 138% creates a prerequisite for an increase in the absorption rate in the upcoming period.**

*Note: The allocations for 2014-2020 OP's were modified according to the last versions of the approved operational programmes. Consequently, some percentages have been diminished.*

- \*The OP for SME's Initiative was included in the OP Regional by EC approval from 16.10.2018.
- \*\*Includes the amounts declared as overbooking in accordance with EC regulations.

Source: Ministry of Investments and European Projects

# MFF 2021 – 2027 & Next Generation EU



Overview | Long Years of Uninterrupted GDP Growth | Sustainable Fiscal Policy | Prudent Public Debt Management | **EU Funding**

- The **EU Multiannual Financial Framework 2021-2027 (“MFF”)**, along with the recovery instrument **Next Generation EU (“NGEU”)** are expected to play a central role in Romania’s economic recovery.

MFF 2021-2027 <sup>(1)</sup>		Next Generation EU (NGEU) <sup>(1)</sup>	
Cohesion Policy*	EUR 29.2 bn	<b>Recovery and Resilience Facility (RRF)</b>	EUR 28.5 bn: (EUR 13.6 bn in form of grants, EUR 14.9 bn in form of loans)
Common Agricultural Policy	EUR 20.7 bn	REACT-EU 2021/2022	EUR 1.5 bn (EUR 1.3 bn / 0.2 bn)
		REPowerEU	EUR 1.4 bn
Just Transition Fund (EU Green Deal)	EUR 0.9 bn*	Just Transition Fund	EUR 1.2 bn (p)
		European Agricultural Fund for Rural Development	EUR 0.7 bn
<b>Total MFF</b>	<b>EUR 49.9 bn</b>	<b>Total NGEU</b>	<b>EUR 32.6 bn</b>
<b>Total allocated EU Funds</b>		<b>~ EUR 83.2 bn (p)**</b>	

- **NGEU amount** represents 4%<sup>(2)</sup> of the total value of the fund
- Romania - **4<sup>th</sup> highest allocation of all EU member states**
- In 2021 pre-financing amount of 13% from the RRF grant of EUR 1.851.159.668,
- January 13th, 2022 Romania pre-financing of EUR 1.942.479.890, from the loan RRP’s allocation.
- 2023, revise the RRF and introduce the new RePower EU chapter.
- Payment requests - approved based on a satisfactory assessment on the fulfilment of milestones and targets for each reform and investment
- **NGEU- to address investment needs in the private sector** by providing grants and support programs. The decision aims to ensure working capital measures, by financing investment needs; economic growth measures; companies digitalization schemes and measures to support employment growth.
- **Cohesion Policy** funds through the Partnership Agreement (PA) in 8 regional programmes and 8 sectorial/national programmes: Sustainable Development, Transport, Health, Education and Employment, Inclusion and Social Dignity, Just Transition, Smart Growth, Digitalization and Financial Instruments and Technical Assistance.
- PA and all the 16 programmes approved in 2022.
- As of 22 May 2025, the total amounts received from EC, representing prefinancing and reimbursements for the programmes financed by the Cohesion Policy, are of approx. EUR 24 billion.

(1) Current prices; (2) According to current prices the total NGEU envelope amounts to EUR 808 billion; \*included in the Cohesion Policy amount; \*\*(p) Provisional data Source: Ministry of Investments and European Projects, Ministry of Finance



# Key measures of Romania's National Recovery and Resilience Plan



Overview

Long Years of Uninterrupted GDP Growth

Sustainable Fiscal Policy

Prudent Public Debt Management

EU Funding

**44.1% of the NRRP total allocation for reforms and investments supports climate objectives**

- Urban mobility: infrastructure for a green and more secure urban transport.
- Clean energy production: phasing-out of coal and lignite power production, deployment of renewables as well as related production processes, and hydrogen (**EUR 1.2 billion**).
- Energy efficiency of buildings: energy-efficient renovation and seismic renovation of buildings to reduce CO2 emissions by at least 0.15 million tons in private buildings and 0.075 million tons in public buildings (**EUR 2.9 billion**).

**21.8% of the NRRP total allocation for reforms and investments supports digital objectives**

- Digitalisation of public administration: digitalising public administration in key areas such as justice, employment and social protection, environment, civil service management and skills development, public procurement, cybersecurity, tax and customs, while building a secure government cloud infrastructure and supporting eID deployment (**EUR 1.4 billion**).
- Digitalisation of health: developing an integrated e-Health system, connecting over 25,000 healthcare providers and telemedicine systems (**EUR 442 million**).
- Digitalisation of education: improving digital pedagogical skills, educational content and equipment and resources, including in universities (**EUR 1.16 billion**).

**Measures to reinforce Romania's economic and social resilience**

- Social and territorial cohesion: modernising the Romanian social benefits system by implementing the minimum inclusion income reform, a reform of the pension system, measures to improve the employment and digitising social protection digital systems.
- Fiscal sustainability: Reinforced budgetary framework, better expenditure control and review of taxation, pension system reform, state guarantees for SMEs.



- The **first payment request** disbursed EUR 2.56 billion by the EC on 27 October 2022 (grant EUR 1.772.317.380 and loan EUR 789.672.460).
- The **second payment request** disbursed EUR 2.79 billion on September 29, 2023 (grant EUR 1.87 billion and loan EUR 0.89 billion and EUR 0.037 billion disbursed on 23rd of December 2024). 51 milestones and targets included in this payment request.
- In the context of the current geopolitical crisis caused by the war in Ukraine, as well as following the negative revision of EUR 2.11 billion of the non-reimbursable financial support for Romania, the possibility of adjusting the National Recovery and Resilience Plan (NRRP) has emerged. On 27 February 2023, **Regulation (EU) 2023/435** was published amending Regulation (EU) 2021/241 as regards the chapters on EU-PRSPs in the RRF and amending Regulations (EU) Nos. At the same time, the European Commission presented the Communication entitled Guidance on Recovery and Resilience Plan in the context of REPowerEU (C2023/876 - Guidance on Recovery and Resilience Plan in the context of REPowerEU).
- The adjustment of the RRF completed with the formal inclusion of the new chapter REPowerEU in December 2023, and the issuance of the Council Implementing Decision amending the Implementing Decision of 3 November 2021 approving the assessment of Romania's RRF.
- **Payment request no. 3**, in amount of EUR 2.67 billion (EUR 1.86 billion in grants and 0.81 billion in loans) conditional on the completion of the adjustment of the plan, contains 74 milestones and targets.
- COM positively assessed 68 out of 74 milestones and targets, and the EPC and EFC procedure was completed. EC adopted the Council implementing Decisions and in June 2025 a partial disbursement of aprox. EUR 1.3 billion was made.



Thank you!