



Romania

Investor Presentation

October 2024



This presentation has been prepared by and is the sole responsibility of the Republic of Romania (the "Issuer"). It has not been reviewed, approved or endorsed by any manager retained by the Issuer. This presentation is provided for information purposes only. The contents of this presentation do not constitute or form part of an offer to sell or issue or any solicitation of any offer to purchase or subscribe for any securities for sale in any jurisdiction.

The information and opinions herein are believed to be reliable and have been obtained from sources believed to be reliable, but no representation or warranty, express or implied, is made with respect to the fairness, correctness, accuracy, reasonableness or completeness of the information and opinions. There is no obligation to update, modify or amend this presentation or to otherwise notify the recipient if any information, opinion, projection, forecast or estimate set forth herein changes or subsequently becomes inaccurate.

The information herein includes statements that constitute forward-looking statements. Such forward-looking statements are not guarantees of future performance and involve risks and uncertainties. Actual results may differ as a result of risks and uncertainties. Each recipient is strongly advised to seek its own independent advice in relation to any investment, financial, legal, tax, accounting or regulatory issues discussed herein. Analyses and opinions contained herein may be based on assumptions that, if altered, can change the analyses or opinions expressed. Nothing contained herein shall constitute any representation or warranty as to future performance of any security, credit, currency, rate or other market or economic measure. Furthermore, past performance is not necessarily indicative of future results. Romania disclaims liability for any loss arising out of or in connection with a recipient's use of, or reliance on, this presentation.

This presentation and the information contained herein is confidential and may not be reproduced, distributed or otherwise transmitted, in whole or in part, without the prior written consent of the Issuer. This document and/or the information contained herein, are not for publication or distribution, directly or indirectly, to persons in the United States (within the meaning of Regulation S under the Securities Act) or to entities in Canada, Australia or Japan or any other jurisdiction which prohibits the same except in compliance with applicable securities laws. Any failure to comply with this restriction may constitute a violation of United States securities laws and/or the securities laws of other countries.

By accepting this document you will be taken to have represented, warranted and undertaken that (i) you are a person to whom this presentation may be given (as described above); (ii) you have read and agree to comply with the contents of this notice; and (iii) you will treat and safeguard as strictly private and confidential all such information and take all reasonable steps to preserve such confidentiality.



Chapter	Page
Overview	3
Long Years of Uninterrupted GDP Growth	6
Sustainable Fiscal Policy	10
Prudent Public Debt Management	14
EU Funding	22



Overview



Snapshot of Romania's Economy



Overview

Long Years of Uninterrupted GDP Growth

Sustainable Fiscal Policy

Prudent Public Debt Management

EU Funding

Area	238,397 sq. km
Population (2023)	19.05 ⁽¹⁾ mn
Average RON/EUR rate (2023)	4.9465
GDP (2023 current prices)	RON 1,604.6 ⁽²⁾ bn
GDP (2023 current prices)	EUR 324.4 ⁽²⁾ bn
GDP per Capita (2023)	EUR 17,02 ⁽²⁾
GDP Growth (2023, y-o-y)	2.4% ⁽²⁾
Average Inflation (2023)	10.4%
Annual Inflation Rate (September 2024)	4.62%
Unemployment ³ (September 2024)	3.14%
Public Debt / GDP ⁴ (August 2024)	52.7%



Current Credit Ratings

S&P Global

BBB- / Stable

*since May 16, 2014;
rating affirmed on
October 11, 2024*

FitchRatings

BBB- / Stable

*since July 4, 2011;
rating affirmed on
August 30, 2024*

MOODY'S

Baa3 / Stable

*since October 6, 2006;
rating affirmed on
November 3, 2023*



BBB/ Stable

*since March 18, 2016
rating affirmed on April
15, 2024*

Source: National Institute of Statistics ("NIS"), Eurostat, National Bank of Romania, Map data ©2020 Google, GeoBasis-DE/BKG (©2009).

(1) Provisional data; (2) Semi-final data according to Press Release No. 229 from 10 October 2024, National Institute of Statistics ("NIS"); (3) Registered unemployment rate; (4) According to EU methodology

Key Features of Romania's Credit Profile



Overview

Long Years of Uninterrupted GDP Growth

Sustainable Fiscal Policy

Prudent Public Debt Management

EU Funding

Strong Macroeconomic Framework

- After joining the EU, real convergence expressed in GDP per capita in PPS significantly improved from 39.4% in 2006 to 78.9 %⁽¹⁾ in 2023 of EU average.
- In 2023 the GDP registered an increase of 2.4% compared to the previous year ⁽²⁾. The gross fixed capital formation, with an outstanding performance of 14.5% has represented the main pillar of the economic growth.
- In the first half of 2024⁽²⁾ the GDP registered an increase, in real terms, of 0.7% compared to the first half of 2023. The GDP increased by 0.3% in the second quarter of 2024 compared to the first quarter of this year.

Well Capitalized and Liquid Banking Sector

- NPL ratio ⁽³⁾⁽⁴⁾ showed a sustained downward trend (3.8% at the end of 2020, 3.4% at the end of 2021, 2.7% at the end of 2022, 2.4% at the end of 2023 and 2.6% in August 2024).
- No public money used to support local banks and their recapitalisation.
- Very well capitalized banking sector (total capital adequacy ratio of 23.4% at the end of 2022, 23.6% at the end of 2023 and 24.05% in June 2024).
- Relatively stable exchange rate.

Sustainable Public Debt

- 52.7% government debt/GDP according to EU methodology at end August 2024. 48.9% debt/GDP at end of 2023⁽⁵⁾.
- Sustainable debt management policy.

(1) Source: Eurostat; (2) Provisional estimates data according to Press Release no. 229 from 10 October 2024 National Institute of Statistics („NIS”); (3) Under the EBA Methodology; (4) National Bank of Romania, “Aggregate Indicators for Credit Institutions”; (5) Data updated according to the Fiscal Notification from October 2024.



**Long Years of Uninterrupted
GDP Growth**

Romania's Economy: Macroeconomic Indicators



Overview

Long Years of Uninterrupted GDP Growth

Sustainable Fiscal Policy

Prudent Public Debt Management

EU Funding

	2019	2020	2021	2022	2023	2024
<i>Macroeconomic Indicators</i>						<i>Forecast</i>
Real GDP (% y-o-y)	3.9	(3.7)	5.7	4.0	2.4	2.8 ^b
Inflation rate (% , e.o.p.)	4.0	2.1	8.2	16.4	6.6 ^e	4.5 ^b
Inflation rate (% , annual average)	3.8	2.6	5.1	13.8	10.4 ^e	5.5 ^b
Budget balance (% GDP, cash)	(4.6)	(9.6)	(6.7)	(5.8)	(5.7)	(6.9) ^g
Budget balance (% GDP, ESA 2010)	(4.3)	(9.2)	(7.1)	(6.2)	(6.6)	(6.9) ^g
Government debt (% GDP, EU methodology)	35.1 ^a	46.6 ^a	48.3 ^a	47.9	48.9	53.0 ^c
Exports of goods (% , y-o-y)	1.9	(9.9)	20.2	23.1	1.3 ^f	1.8 ^b
Current account balance (% GDP)	(4.9)	(4.9)	(7.2)	(9.2) ^d	(7.0) ^d	(7.7) ^b
<i>Interest And Exchange Rates</i>						
NBR policy rate (% , e.o.p)	2.50	1.50	1.75	6.75	7.00	6.50
Credit facility rate	3.50	2.00	2.50	7.75	8.00	7.50
Deposit facility rate	1.50	1.00	1.00	5.75	6.00	5.50
Average exchange rate (RON/EUR)	4.75	4.84	4.92	4.93	4.95	4.98 ^b
<i>Labor Market Indicators</i>						
ILO unemployment rate (%)	4.9 ^d	6.1 ^d	5.6	5.6	5.6	5.3 ^b

Source: NIS (2019-2022 are final data; semi-final data for 2023 according to Press Release No. 268/10 October 2024 and NCSP Spring Forecast, April 2024)

Notes: Budget balance (% of GDP cash and ESA2010) for the 2019-2020 period is estimated at the moment of the 2019 Budget adoption. 2020 estimates are part of budget planning for 2020 and the medium-term. Revised 2013 – 2019 data in the context of common European benchmark revision 2019; (a) Data updated according to Fiscal Notification from October 2024; (b) NCSP Summer Forecast, September 2024; (c) Debt estimates according to the Fiscal-Budgetary Strategy 2024-2026 – Ministry of Finance; (d) Revised data (e) NIS Press Release No. 229 from 10 October 2024; (f) NIS Press Release no.31 from 9 February 2024; (g) Budget revision according to GEO 113/23.09.2024

Growth Supported by Domestic Demand and Capital Formation



Overview

Long Years of Uninterrupted GDP Growth

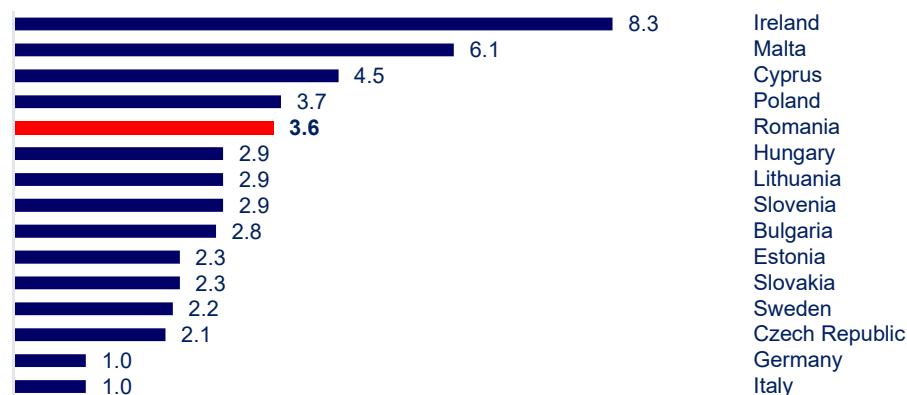
Sustainable Fiscal Policy

Prudent Public Debt Management

EU Funding

Romania is One of the Fastest Growing Economies in the EU

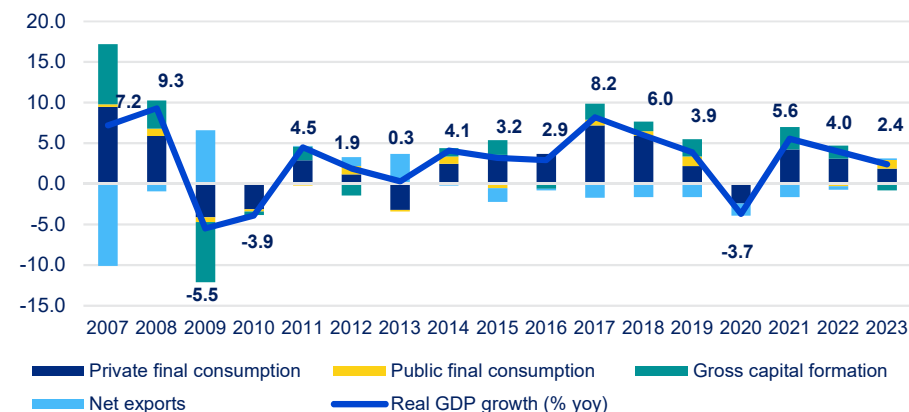
% GDP Growth, Average 2015–2023



Source: Eurostat

GDP Growth is Underpinned by Domestic Demand

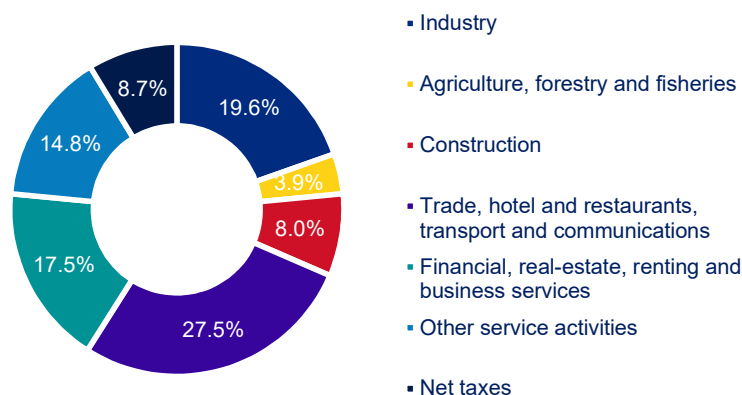
GDP Components, %



Source: NIS

The Romanian Economy is Diversified

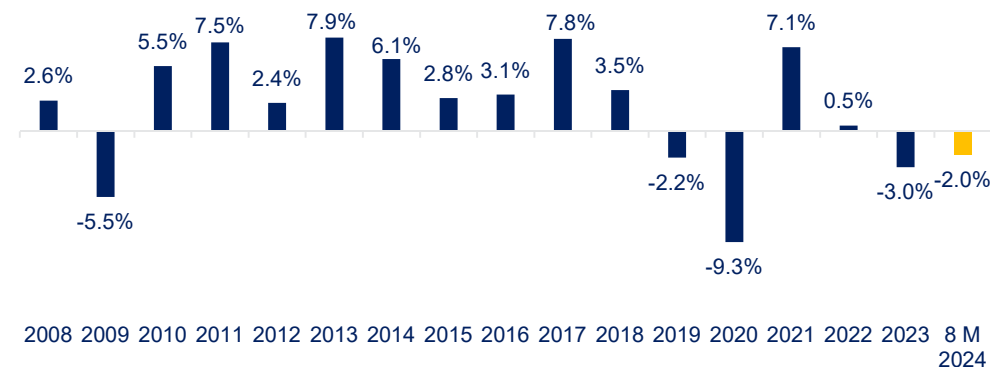
Structure of Gross Domestic Product by Sectors in 2023, %



Source: NIS

Industry, in the negative territory

Real Change in Industrial Production, y-o-y, (base year 2021)



Source: NIS

Labour Market Conditions Supportive of Long-Term Growth



Overview

Long Years of Uninterrupted GDP Growth

Sustainable Fiscal Policy

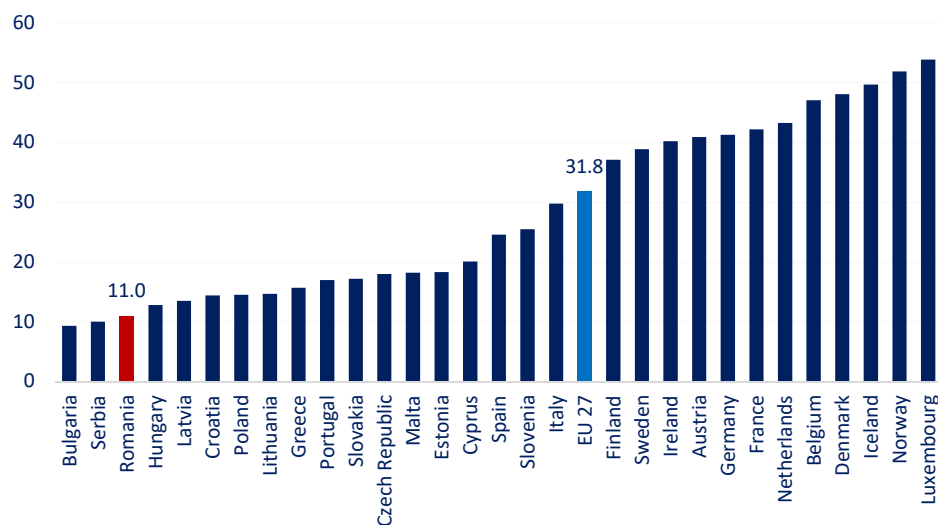
Prudent Public Debt Management

EU Funding

- Highly educated workforce as evidenced by the United Nations' Human Development Indicators 2020: skilled employees constitute 81.7% of the Romanian labour force and 70.7% of the population are internet users. The country ranked **#49 / #189**, according to the current Human Development Index.
- Romanian labour costs per hour remain among the most competitive in the EU.
- Romania's unemployment rate (ILO methodology) is nevertheless below the EU27 average and remains one of the lowest among the member states to date, respectively 5.3% in March 2024.

Labour Costs in Romania are Sustained at one of the Lowest Levels in the EU

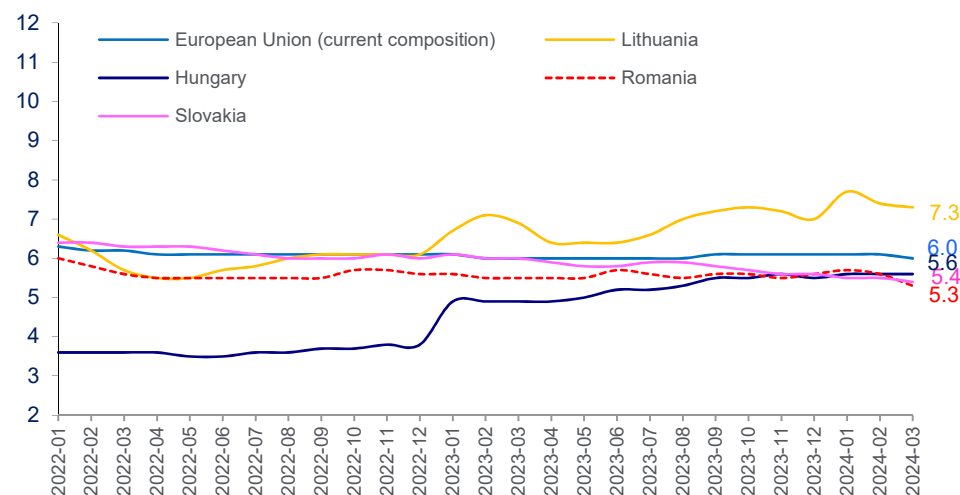
Annual data as of 2023, EUR



Source: Eurostat. Data according to ESA 2010 methodology

Unemployment Rate Below the EU Average

Unemployment rate (monthly, seasonally adjusted), %



Source: Eurostat, ILO Methodology



Sustainable Fiscal Policy





September 2024 Budget Execution – Deficit of 5.44% of GDP

- Revenues to the general consolidated budget, in the amount of RON 415.98 billion, increased by 13.0% in nominal terms compared to the same period of last year.
 - Increases in the collection of: wage and personal income tax (+22.0%), social security contributions (+20.0%), corporate income tax (+20.5%), excises (+17.1%) and non-tax revenues (+18.7%), YoY compared to same period of last year.
 - Revenues from VAT amounted to RON 88.01 billion at the end of September 2024 (17.2% more than the level recorded in the same period of 2023).
 - Reimbursements from the EU: RON 24.52 billion, down by 24.8% compared to the level registered in the same period of the previous year.
- The expenditures of the general consolidated budget, in the amount of RON 512.22 billion, increased in nominal terms by 20.7% YoY compared to the same period of last year.
 - Personnel expenditure increased by 23.6%, compared to the same period of the previous year.
 - Goods and services expenditure increased by 22.5%, while the expenditure for social assistance increased by 14.2%.
 - Interest expenditure amounted to RON 26.62 billion, up by RON 3.06 billion than the same period of 2023.
 - Subsidy expenditure amounted to RON 13.8 billion.
 - Expenditure on projects financed from non-reimbursable external funds (including subsidies from the European Union related to agriculture) amounted to RON 33.35 billion.
 - Investment expenditure amounted to RON 74.93 billion at the end of September 2024, up by 37.9% compared to the same period of 2023.

National medium-term fiscal-structural plan (1/2)



Overview

Long Years of Uninterrupted GDP Growth

Sustainable Fiscal Policy

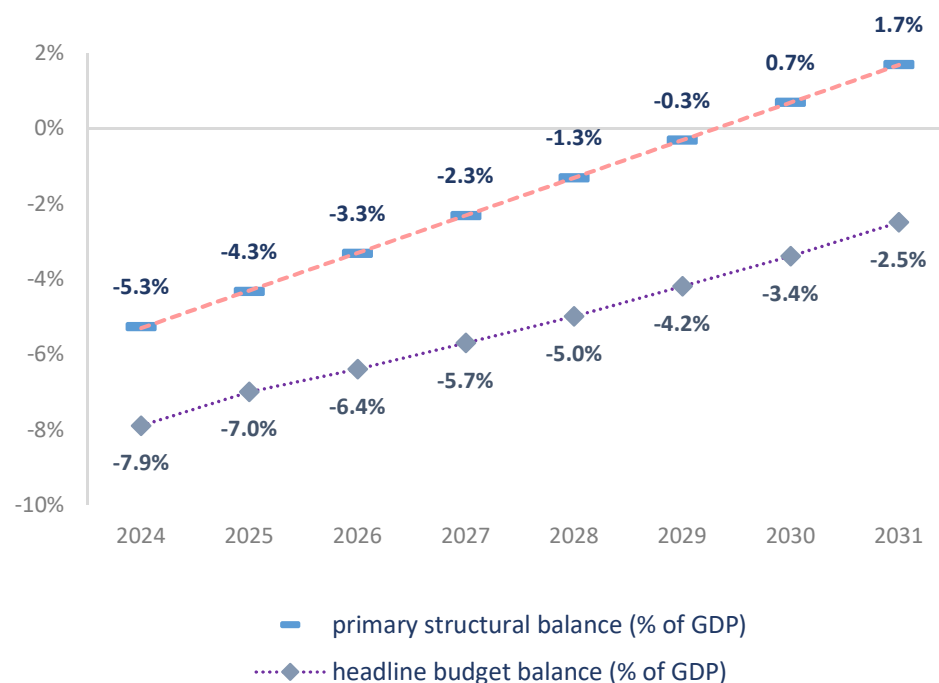
Prudent Public Debt Management

EU Funding

Fiscal consolidation is expected to be achieved over a seven-year timeframe

- The budget deficit adjustment trajectory begins with an estimated budget deficit of 7.9% (ESA) in 2024, aiming to reach 2.5% of GDP by 2031.
- Fiscal consolidation relies primarily on reducing spending, projected to decrease by nearly 5 percentage points of GDP. Revenue is expected to increase by 2 percentage points of GDP, driven by tax measures and improved collection efforts.
- The trajectory also reflects an average annual adjustment in the primary structural deficit of around 1 percentage point of GDP over the 7-year extended period.

Trajectory of headline budget balance and primary structural balance



National medium-term fiscal-structural plan (2/2)



Overview

Long Years of Uninterrupted GDP Growth

Sustainable Fiscal Policy

Prudent Public Debt Management

EU Funding

Main investments and reforms supporting 7-year extended period for fiscal adjustment

- The set of reforms and investments underpinning an extension of the adjustment period consists of several commitments from the Recovery and Resilience Plan (RRP), along with some new reforms and investments.

Tax reform	Reform of the public sector remuneration system
Reform of the taxation of micro-enterprises	Reform of the expenditure system of state/local economic operators (state-owned enterprises, SOEs)
Reform of the tax administration	Financing system for businesses
Reform of the public expenditure system	Investments in Romania's irrigation infrastructure to mitigate the impact of climate change
General pension reform and reform of special pensions	Investments in green transition, digitalization, and technological modernization in the manufacturing industry
Minimum wage reform	



Prudent Public Debt Management

Public Debt is on a Sustainable Path



Overview

Long Years of Uninterrupted GDP Growth

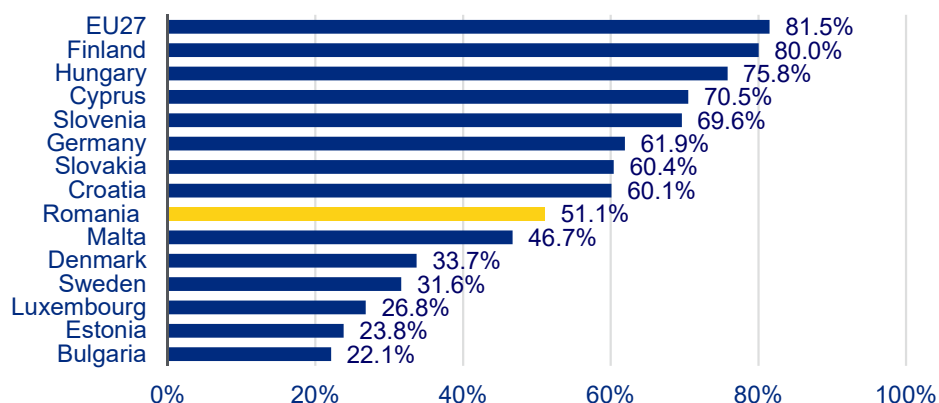
Sustainable Fiscal Policy

Prudent Public Debt Management

EU Funding

Romania has one of the lowest Debt / GDP Ratios in the EU

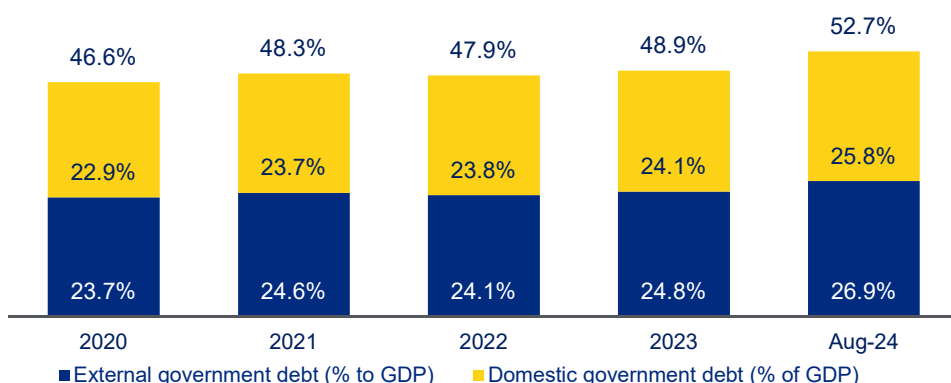
General Government Debt / GDP, Q2 2024



Source: Eurostat – Euro Indicators 22 October 2024

Debt / GDP Ratio is Stable...

General Government Debt / GDP ESA 2010⁽²⁾, August 2024



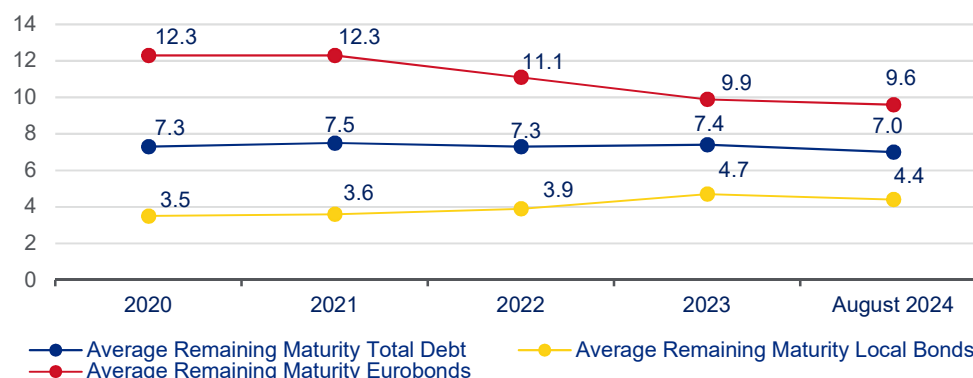
Source: Ministry of Finance – (EU Methodology).

(% of GDP)	2020	2021	2022	2023 P	2024 F
Gross Financing Needs, Out of which⁽¹⁾:	14.1%	11.1%	10.7%	12.7%	13.3%
– Budgetary Deficit	9.6%	6.7%	5.8%	5.7%	7.9%
– Refinancing of Public Debt ¹	4.5%	4.4%	4.9%	7.0%	5.4%

(P) Provisional. (F) Forecasted.

...with a Prudent Maturity Profile

Average Remaining Maturity in years



Source: Ministry of Finance.

(1) Ministry of Finance (own calculation); (2) Ministry of Finance - according to EU methodology, the debt to GDP ratio was calculated taking into consideration the sum of GDP for the last four quarters. Preliminary data as of end August 2024.

Stable Government Borrowing Profile



Overview

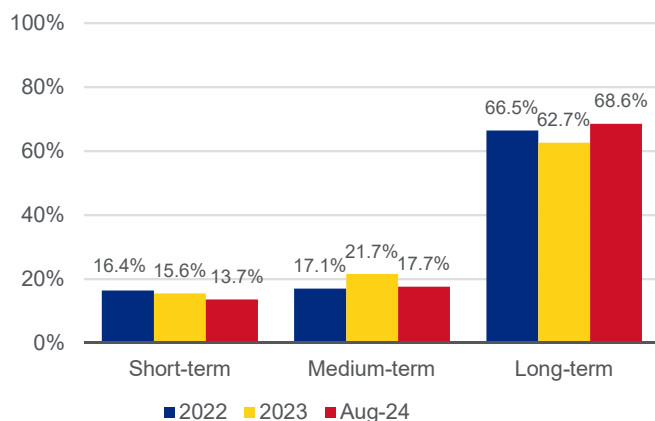
Long Years of Uninterrupted GDP Growth

Sustainable Fiscal Policy

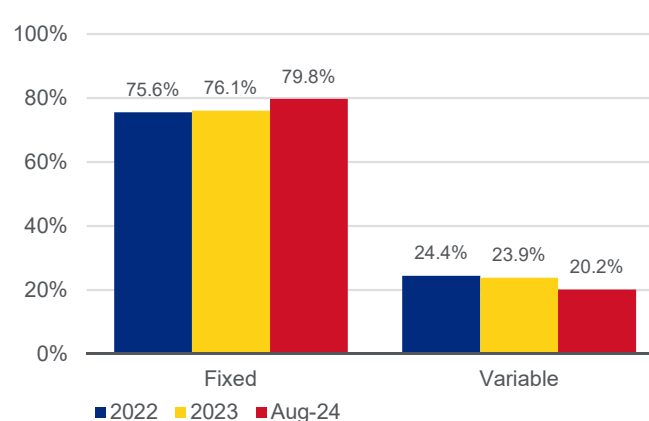
Prudent Public Debt Management

EU Funding

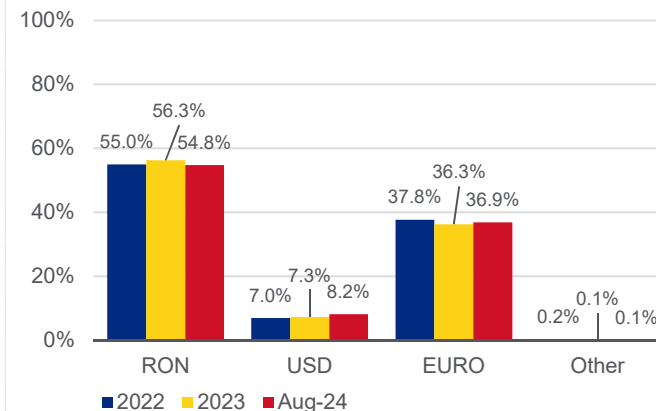
Increasingly Long Tenor Borrowings...



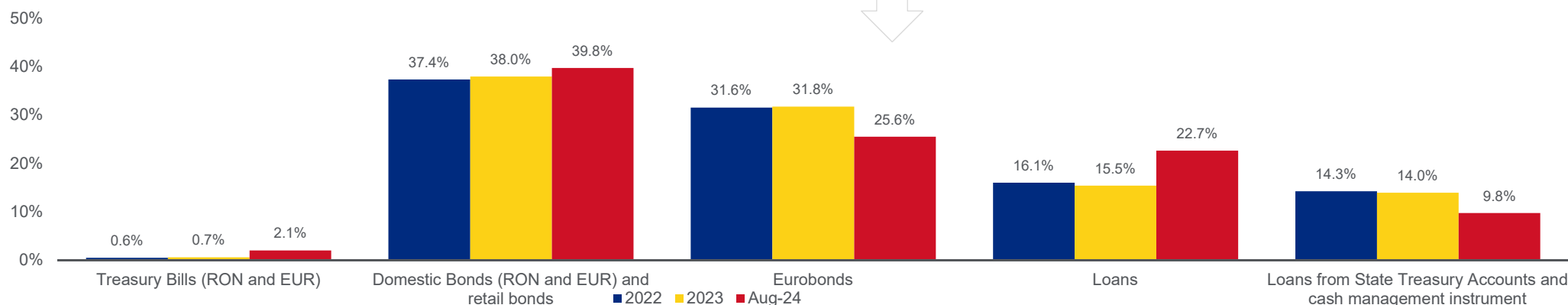
...Mostly Paying Fixed Interest...



...Primarily in RON and EUR...



...are Reinforced by a Stable Mix of Funding Instruments



Source: Ministry of Finance. Historical compilation of the Public Debt Bulletin, at the end of August 2024.

Note: Based on national legislation.

Fine-tuned instruments and diversified investor base



Overview

Long Years of Uninterrupted GDP Growth

Sustainable Fiscal Policy

Prudent Public Debt Management

EU Funding

Domestic Capital Markets Instruments

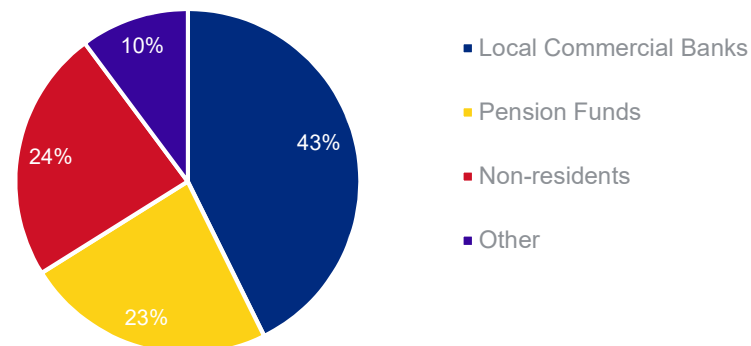
■ Interbank market:

- ✓ government securities with maturities between 6 months and 15 years,
- ✓ liquid benchmarks to an equivalent of about EUR 2.5-3 bn.

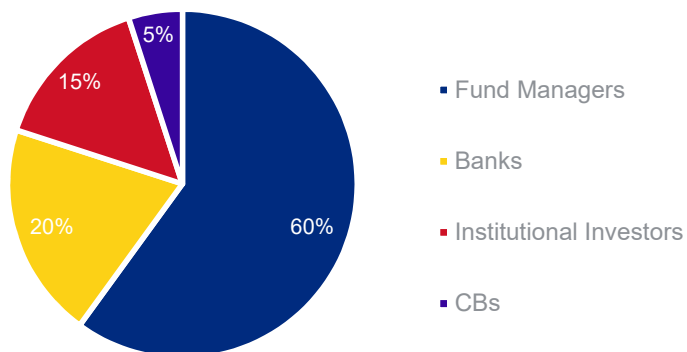
■ Retail market:

- ✓ two programs for bond issuance with 1 to 5 years maturity via treasury offices, postal units and banks (via the Bucharest Stock Exchange in EUR and local currency).

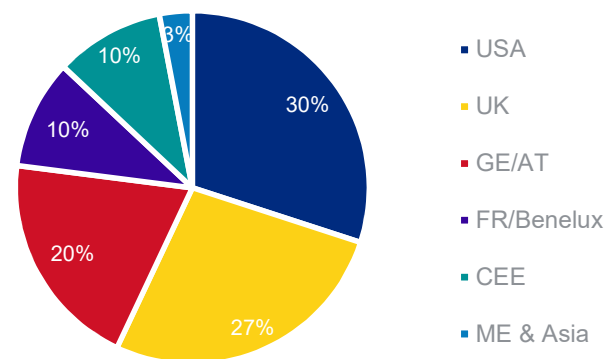
Holders of domestic market government securities



Average Eurobonds Distribution by Investor Type



Average Eurobonds Distribution by Geography



Note: statistics for longer tenors, 10Y+

Prudent Debt Management Policy



Overview

Long Years of Uninterrupted GDP Growth

Sustainable Fiscal Policy

Prudent Public Debt Management

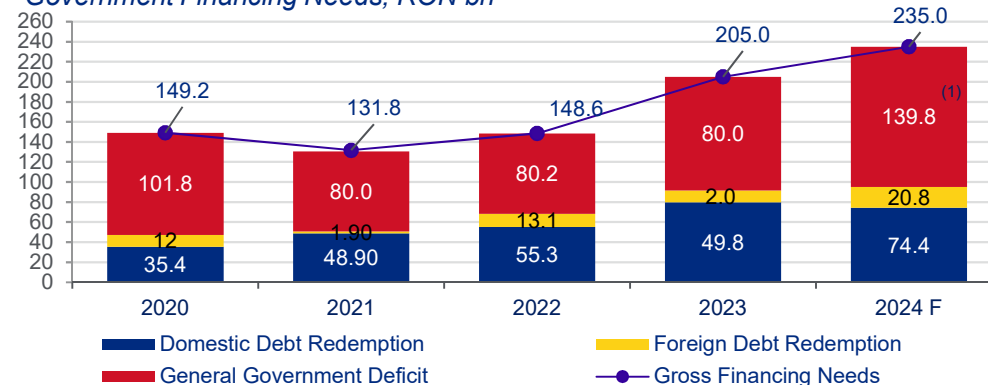
EU Funding

Robust Market Access

- Funding sources:
 - Domestic market** via RON and EUR government securities issued on the interbank market and retail government securities;
 - External market** (Eurobonds, Institutional Loans from IFIs and government agencies, RRF, PPs).
- Hard currency buffer policy up to four months of gross financing needs.
- 2024 government financing needs were revised from RON 181 billion to RON 235 billion, including a pre-funding of some 2025 financing needs.

Financing Needs

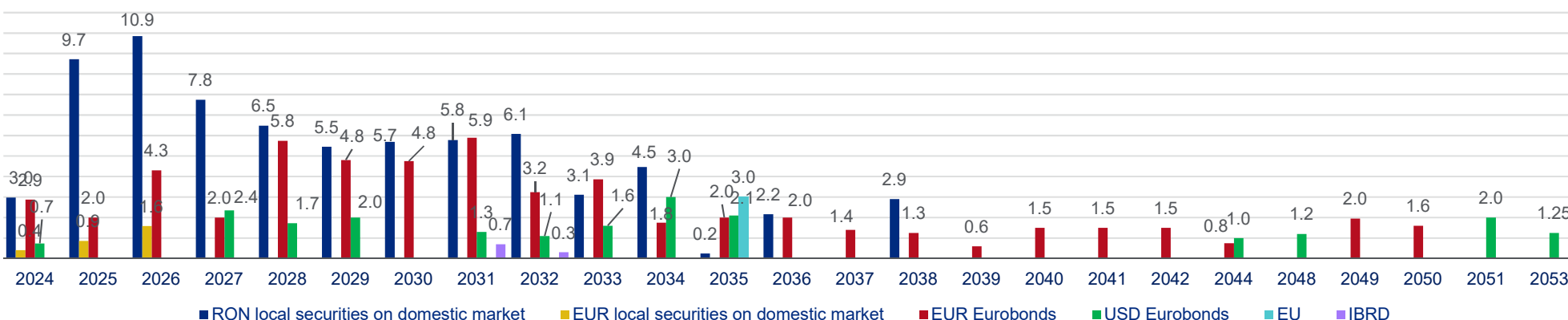
Government Financing Needs, RON bn



Source: Ministry of Finance (own calculation)

Government Debt Maturity Structure is Well Distributed across a Long Horizon

Redemption Profile of Government Securities and External Loan Facilities, EUR bn



(1) The figure includes the financing of the general government deficit for 2024 and prefinancing of the financing needs for 2025
Source: Ministry of Finance. Data as of October 31, 2024.

Prudent Debt Management Policy (Cont'd)



Overview

Long Years of Uninterrupted GDP Growth

Sustainable Fiscal Policy

Prudent Public Debt Management

EU Funding

Sovereign Debt Risk Management Targets

	Parameters ¹	Levels as of August 31, 2024	Levels as of December 31, 2023	Indicative Targeted Min / Max Ranges (2024–2026) ²
Currency Risk	■ Share of domestic currency debt, % of total	49.9	49.2	45 (Min) – 55
	■ Share of EUR debt out of total foreign-currency denominated debt, %	81.7	83.0	80 (Min) – 90
Refinancing Risk	■ Debt maturing in one year, % of total	10.0	11.0	10 – 20 (Max)
	■ Local currency debt maturing in one year, % of total	17.0	15.0	15 – 25 (Max)
	■ ATM ³ for total debt, years	7.0	7.4	7.0 (Min) – 8.0
	■ ATM ³ for local currency debt, years	4.7	5.1	4.5 (Min) – 5.5
Interest Rate Risk	■ Debt re-fixing in one year, % of total	10.0	11.0	10 – 20 (Max)
	■ Local currency debt re-fixing in one year, % of total	15.0	13.0	15 – 25 (Max)
	■ ATR ⁴ for total debt, years	6.9	7.3	7.0 (Min) – 8.0
	■ ATR ⁴ for local currency debt, years	4.7	5.1	4.5 (Min) – 5.5

Objectives of the Debt Management Strategy

- Covering the funding needs of the central government, while minimizing medium- and long-term debt costs.
- Limiting risks for the government public debt portfolio.
- Developing the domestic market for government securities.

Strategic Guidelines During 2024–2026

- Financing mainly in local currency, with the objective of ensuring net financing (covering the budget deficit) mainly from domestic sources from 2024 onwards
- Pursuing a smooth redemption profile
- Maintaining a foreign currency buffer
- FX funding mostly in EUR and USD
- Maintaining the exposure to interest rate risk under control
- Using IFIs and EU funding in order to benefit from the favorable terms and conditions attached to those instruments

(1) According to national legislation excluding temporary financing; (2) Risk indicators calculated according to national legislation, excluding loans from availabilities of the State treasury account (temporary financing); (3) ATM – average time to maturity; (4) ATR – average time to re-fixing.

Source: Ministry of Finance: Historic compilation of the Public Debt Bulletin and Government Public Debt Management Strategy.

- The indicative financing plan initially announced for 2024 was fulfilled in a proportion of approx. 92% until August 31, 2024.
- The financing plan for 2024 was revised twice to the amount of **RON 235 billion** (increasing by RON 54 billion) to cover the budget deficit for the current year, the refinancing needs in 2024 and to prefinance the necessary financing related to 2025 in accordance with the Government Public Debt Management Strategy 2024-2026.
- As of October 31, 2024 around **92%** of the revised financing needs for 2024 have been covered from:
 - Domestic market – **RON 124.8 billion** (excluding T-bills issued in 2024 and maturing in 2024) were issued through government securities and retail bonds. The maturity structure is 17% in the short term, 43% in the medium term and 40% in the long term.
 - External market – **EUR 17.2 billion** equivalent issued through Eurobonds and PPs and **EUR 0.95 billion** loans from IFIs.



Legal Framework and Governance

- The Framework *for the Issuance of Bonds Intended to Finance the Protection of the Environment and Combat Climate Change* launched in December 2023.
- The Interministerial Committee approving the list of eligible projects/expenditures, approving the Green Bond Framework and the annual allocation and post-issuance impact reports prepared by the Ministry of Finance.
- TA provided by World Bank
- The Framework follows international best practices, evaluated by S&P Global Ratings (S&P).
- S&P's Second Party Opinion (SPO) confirms the alignment of the Framework with (ICMA)'s Green Bond Principles.
- „**Medium green**” Framework.

Green Bonds

- February 15, 2024 inaugural successful **Green Bond** on the international markets, a 12-year tranche of EUR 2 billion. Total demand of EUR 9 billion from more than 250 investors. Negative new issue concession (-15 bps), implying a greenium of 10 bps. Around 45% of the investors were socially responsible investors (SRI) / with green-ESG mandates or known to use socially responsible investment principles/green investment principles.
- October 4, 2024, inaugural **Green Samurai** transaction with JPY 33bn multi-tranche across 3 years, 5 years and 7 years



EU Funding



EU Funds Absorption has Accelerated in the Past Years



Overview | Long Years of Uninterrupted GDP Growth | Sustainable Fiscal Policy | Prudent Public Debt Management | EU Funding

Operational Program	Development Objective	Allocation 2007–2013	Absorption Rate (Amount Requested to EC) (%)										
			Dec 2014	Dec 2015	Dec 2016	Dec 2017	Dec 2018	Dec 2019	Dec 2020	Dec 2021	Dec 2022	Dec 2023	September 2024
		EUR bn	%	%	%	%	%	%	%	%	%	%	%
RO Program⁽¹⁾	Economic, social, balanced and sustainable regional development	3.71	57	64	85	93	100	100	100	100	100	100	100
SOP⁽²⁾ Environment	Protect and improve the environment and living standards	3.98	42	62	79	84	94	94	94	94	94	94	94
SOP Transport	Modernization and development of European priority transport axes within Romania and the national transport infrastructure as a whole	3.76	57	62	77	81	92	92	92	92	92	92	92
SOP Increase of Economic Competitiveness	Fostering growth towards a knowledge-based economy	2.54	57	76	105 ³	100	100	100	100	100	100	100	100
SOP Human Resources Development	Open, knowledge-based society through provision of conditions facilitating human resources development	3.20	47	55	73	91	91	91	91	91	91	91	91
OP Administrative Capacity Development	Help increase the responsiveness of Romania's public administration and judicial system	0.21	72	89	99	100	100	100	100	100	100	100	100
OP Technical Assistance	Strengthening the capacity of beneficiaries to prepare and implement EU financed projects	0.17	55	81	113 ³	100	100	100	100	100	100	100	100
Total		17.57⁴	52	63	83	89	95	95	95	95	95	95	95

Note: The final absorption rate can be calculated after the acceptance by the EC of the final documents for closure, that were submitted by the Member States up to March 31, 2017. The OP Technical Assistance is the only programme officially closed.

(1) Abbreviations: Regional Operational; (2) Abbreviations: Sectoral Operational Program; (3) Includes amount requested through top-up mechanism; (4) The 2007–2013 allocation was modified due to the amounts decommitted.

Source: Ministry of Investments and European Projects

EU Funds Absorption under the 2014–2020 Programming Period



Overview | Long Years of Uninterrupted GDP Growth | Sustainable Fiscal Policy | Prudent Public Debt Management | EU Funding

Operational Program	Funds Allocated, EUR bn	Absorption Rate (Amount Requested to EC) (%)									
		Dec 2015	Dec 2016	Dec 2017	Dec 2018	Dec 2019	Dec 2020	Dec 2021	Dec 2022	Dec 2023	September 2024**
OP Technical Assistance	0.33	0	0	23.28	37.29	56.90	59.92	67.37	75.40	84.66	111.48
OP Competitiveness	2.38	0	0	6.48	17.01	25.38	23.31	25.82	54.02	77.94	89.98
OP Human Capital (including Youth Employment Initiative: EUR 0.15bn)	4.60	0	0	0.09	14.87	25.28	43.00	52.75	60.41	84.50	96.35
OP Administrative Capacity	0.56	0	0	4.15	12.95	23.23	33.56	47.07	63.04	88.70	101.58
OP Large Infrastructure	9.34	0	0	10.13	17.77	25.24	38.85	52.85	70.57	96.40	103.02
OP Regional	6.86	0	0	0.41	12.78	22.86	34.86	49.83	65.14	85.28	101.04
OP for SME's Initiative*	0.10	0	0	93.09	-	-	-	-	-	-	-
OP's for European Territorial Cooperation	0.48	0	0.54	1.76	9.56	21.19	33.27	54.84	67.42	81.85	98.47
OP Aid for the Most Deprived	0.49	0	0.97	17.37	17.35	30.27	48.24	54.21	54.21	82.48	88.21
Total	25.04	0	0.02	5.62	15.65	24.87	37.48	49.51	65.16	88.53	99.71

- As of September 2024, the total amounts received from the European Commission, pre-financing and reimbursements related to the operational programs financed by the Cohesion Policy, are at approx. EUR 23.9 bn, which means 99.1% of the EU allocation for these programs (about EUR 24.1 bn).

**As of September 2024, Romania ranked 4th among the 27 Member States, in absolute values of EU funds received.
The contracting rate of 140% creates a prerequisite for an increase in the absorption rate in the upcoming period.**

Note: The allocations for 2014-2020 OP's were modified according to the last versions of the approved operational programmes. Consequently, some percentages have been diminished.

• *The OP for SME's Initiative was included in the OP Regional by EC approval from 16.10.2018.

• **Includes the amounts declared as overbooking in accordance with EC regulations.

Source: Ministry of Investments and European Projects

MFF 2021 – 2027 & Next Generation EU



Overview | Long Years of Uninterrupted GDP Growth | Sustainable Fiscal Policy | Prudent Public Debt Management | **EU Funding**

- The **EU Multiannual Financial Framework 2021-2027 (“MFF”)**, along with the recovery instrument **Next Generation EU (“NGEU”)** are expected to play a central role in Romania’s economic recovery.

MFF 2021-2027 ⁽¹⁾		Next Generation EU (NGEU) ⁽¹⁾	
Cohesion Policy*	EUR 29.2 bn	Recovery and Resilience Facility (RRF)	EUR 28.5 bn: (EUR 13.6 bn in form of grants, EUR 14.9 bn in form of loans)
Common Agricultural Policy	EUR 20.7 bn	REACT-EU 2021/2022	EUR 1.5 bn (EUR 1.3 bn / 0.2 bn)
		REPowerEU	EUR 1.4 bn
Just Transition Fund (EU Green Deal)	EUR 0.9 bn*	Just Transition Fund	EUR 1.2 bn (p)
		European Agricultural Fund for Rural Development	EUR 0.7 bn
Total MFF	EUR 49.9 bn	Total NGEU	EUR 32.6 bn
Total allocated EU Funds		~ EUR 83.2 bn (p)**	

- **NGEU amount** represents 4%⁽²⁾ of the total value of the fund
- Romania - **5th highest allocation of all EU member states**
- In 2021 pre-financing amount of 13% from the RRF grant of EUR 1.851.159.668,
- January 13th, 2022 Romania pre-financing of EUR 1.942.479.890, from the loan RRP’s allocation.
- 2023, revise the RRF and introduce the new RePower EU chapter.
- Payment requests - approved based on a satisfactory assessment on the fulfilment of milestones and targets for each reform and investment
- **NGEU- to address investment needs in the private sector** by providing grants and support programs. The decision aims to ensure working capital measures, by financing investment needs; economic growth measures; companies digitalization schemes and measures to support employment growth.
- **Cohesion Policy** funds through the Partnership Agreement (PA) in 8 regional programmes and 8 sectorial/national programmes: Sustainable Development, Transport, Health, Education and Employment, Inclusion and Social Dignity, Just Transition, Smart Growth, Digitalization and Financial Instruments and Technical Assistance.
- PA and all the 16 programmes approved in 2022.
- As of September 2024, the total amounts received from EC, representing prefinancing for the programmes financed by the Cohesion Policy, are of approx. EUR 1.24 billion which represents approx. 4% of the EU allocation of the programmes.

(1) Current prices; (2) According to current prices the total NGEU envelope amounts to EUR 808 billion; *included in the Cohesion Policy amount; **(p) Provisional data Source: Ministry of Investments and European Projects, Ministry of Finance

Key measures of Romania's National Recovery and Resilience Plan



Overview

Long Years of Uninterrupted GDP Growth

Sustainable Fiscal Policy

Prudent Public Debt Management

EU Funding

44.1% of the NRRP total allocation for reforms and investments supports climate objectives

- Urban mobility: infrastructure for a green and more secure urban transport.
- Clean energy production: phasing-out of coal and lignite power production, deployment of renewables as well as related production processes, and hydrogen (**EUR 1.2 billion**).
- Energy efficiency of buildings: energy-efficient renovation and seismic renovation of buildings to reduce CO2 emissions by at least 0.15 million tons in private buildings and 0.075 million tons in public buildings (**EUR 2.9 billion**).

21.8% of the NRRP total allocation for reforms and investments supports digital objectives

- Digitalisation of public administration: digitalising public administration in key areas such as justice, employment and social protection, environment, civil service management and skills development, public procurement, cybersecurity, tax and customs, while building a secure government cloud infrastructure and supporting eID deployment (**EUR 1.4 billion**).
- Digitalisation of health: developing an integrated e-Health system, connecting over 25,000 healthcare providers and telemedicine systems (**EUR 442 million**).
- Digitalisation of education: improving digital pedagogical skills, educational content and equipment and resources, including in universities (**EUR 1.16 billion**).

Measures to reinforce Romania's economic and social resilience

- Social and territorial cohesion: modernising the Romanian social benefits system by implementing the minimum inclusion income reform, a reform of the pension system, measures to improve the employment and digitising social protection digital systems.
- Fiscal sustainability: Reinforced budgetary framework, better expenditure control and review of taxation, pension system reform, state guarantees for SMEs.



- The **first payment request** disbursed EUR 2.56 billion by the EC on 27 October 2022 (grant EUR 1.772.317.380 and loan EUR 789.672.460).
- The **second payment request** partially disbursed EUR 2.76 billion on September 29, 2023 (grant EUR 1.87 billion and loan EUR 0.89 billion). 51 milestones and targets included in this payment request.
- In the context of the current geopolitical crisis caused by the war in Ukraine, as well as following the negative revision of EUR 2.11 billion of the non-reimbursable financial support for Romania, the possibility of adjusting the National Recovery and Resilience Plan (NRRP) has emerged. On 27 February 2023, **Regulation (EU) 2023/435** was published amending Regulation (EU) 2021/241 as regards the chapters on EU-PRSPs in the RRF and amending Regulations (EU) Nos. At the same time, the European Commission presented the Communication entitled Guidance on Recovery and Resilience Plan in the context of REPowerEU (C2023/876 - Guidance on Recovery and Resilience Plan in the context of REPowerEU).
- The adjustment of the RRF completed with the formal inclusion of the new chapter REPowerEU in December 2023, and the issuance of the Council Implementing Decision amending the Implementing Decision of 3 November 2021 approving the assessment of Romania's RRF.
- **Payment request no. 3** of EUR 2.66 billion (EUR 1.85 billion in grants and 0.81 billion in loans) conditional on the completion of the adjustment of the plan, contains 74 milestones and targets and currently it is in the assessment process at the EC level.



Thank you!

