



MONTHLY REPORT  
January 31, 2018

<b>A. PUBLIC DEBT ACCORDING TO NATIONAL LEGISLATION</b> .....	pag	1
<b>I. Financing needs and sources</b> .....		1
1. Borrowing requirement in 2018.....		1
2. Actual borrowings in 2018.....		1
<b>II. Public debt stock</b> .....		1
1. Public debt stock evolution.....		1
2. Government public debt evolution.....		2
3. Government securities evolution.....		2
4. Holdings of government securities.....		3
<b>III. Primary and secondary market of government securities</b> .....		3
1. Primary market of government securities		
2. Secondary market of government securities.....		4
<b>IV. Cost of the government public debt</b> .....		5
<b>V. Implementation of the Debt Management Strategy 2017-2019</b> .....		5
1. Currency risk.....		5
2. Refinancing risk.....		6
3. Interest rate risk.....		6
<b>B. PUBLIC DEBT ACCORDING TO EUROPEAN METHODOLOGY</b> .....		7

Credit rating		
Moody's	S&P	Fitch
Baa3	BBB-	BBB-

Public debt according to national legislation (the GEO no 64/2007) includes:

- public government debt representing indebtedness incurred directly or guaranteed by the Romanian Government through MoPF, including the amounts advanced temporarily from the State Treasury accounts and debt contracted by the line ministries.
- local public debt representing indebtedness incurred directly or guaranteed by the local administration unit.

Government debt according to EU methodology, means total gross debt at nominal value outstanding at the end of the year and consolidated at general government subsectors level.

**A. PUBLIC DEBT ACCORDING TO NATIONAL LEGISLATION**

**I. Borrowing requirement**

**1. Borrowing requirement 2017**

	2017		2018	
	mil. RON	% din PIB	mil. RON	% din PIB
Financing needs, o/w:	64.737,4	7,5%	74.832,2	8,0%
1. Deficit of general consolidated budget	24.260,7	2,8%	27.555,8	3,0%
2. Principal repayments*, o/w:	40.476,7	4,7%	47.276,4	5,1%
- refinancing of government securities issued on domestic	30.448,1		29.327,2	
- refinancing of eurobonds	0,0		6.885,0	
- principal repayments on external loans:	8.067,3		8.714,2	
- principal repayments on local loans	1.961,3		2.350,0	
*) debt repaid from budget				
GDP	858.332,8		929.952,0	

GDP: according to Fiscal Notification, April 2018

**2. Actual borrowing in 2018 up to January, 31 (mil. Ron denominated)**

<b>Total reimbursable financing</b>		<b>3.720,2 mil.Ron</b>				
o/w:						
	By Instrument	By Currency	By Market			
<b>MFP</b>	T-Bills	0,0	RON	3.419,8	Interna	3.419,8
	T-Bonds	3.419,8	EUR	287,0	Externa	287,0
	T-Bonds denominated in EURO	0,0				
	Eurobonds	0,0	USD	0,0		
	FX loans	287,0				
	<b>total</b>	<b>3.706,8</b>		<b>3.706,8</b>		<b>3.706,8</b>
<b>Local governments</b>		<b>13,4</b>				

**Ratio of covering of financing needs** **5,0%**

**II. Public debt stock and changes in stock**

**1. Public debt evolution**

	December, 2017		January, 2018		change	
	mil. RON	% of total	mil. RON	% din total	RON billion	% of total
Outstanding of public debt o/w	<b>368.235,6</b>		<b>352.956,1</b>			
<b>a) by type of sector</b>	<b>368.235,6</b>	<b>100,0%</b>	<b>352.956,1</b>	<b>100,0%</b>	<b>-15.279,5</b>	<b>-4,1%</b>
Government public debt	352.996,8	95,9%	337.601,7	95,6%	-15.395,1	-4,4%
Local public debt	15.238,8	4,1%	15.354,4	4,4%	115,6	0,8%
<b>b) by type of debt</b>	<b>368.235,6</b>	<b>100,0%</b>	<b>352.956,1</b>	<b>100,0%</b>	<b>-15.279,5</b>	<b>-4,1%</b>
Direct public debt	350.166,8	95,1%	334.803,9	94,9%	-15.362,9	-4,4%
Guaranteed public debt	18.068,8	4,9%	18.152,2	5,1%	83,4	0,5%
<b>c) by the residence of creditor</b>	<b>368.235,6</b>	<b>100,0%</b>	<b>352.956,1</b>	<b>100,0%</b>	<b>-15.279,5</b>	<b>-4,1%</b>
External	147.491,8	40,1%	145.620,2	41,3%	-1.871,6	-1,3%
Domestic	220.743,8	59,9%	207.335,9	58,7%	-13.407,9	-6,1%
<b>Total public debt</b>	<b>368.235,6</b>		<b>352.956,1</b>		<b>-15.279,5</b>	<b>-4,1%</b>
<b>Outstanding of Public debt /GDP</b>	<b>42,9%</b>		<b>38,0%</b>		<b>-4,9%</b>	

GDP: according to Fiscal Notification, April 2018

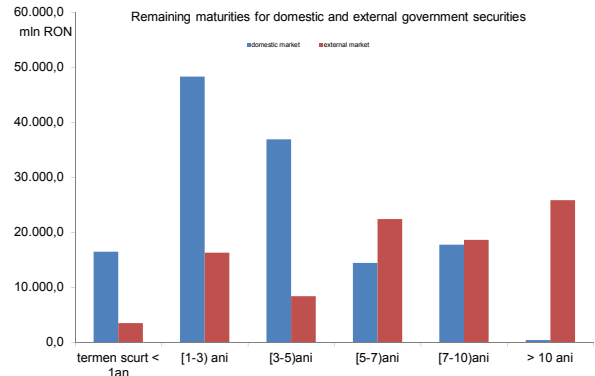
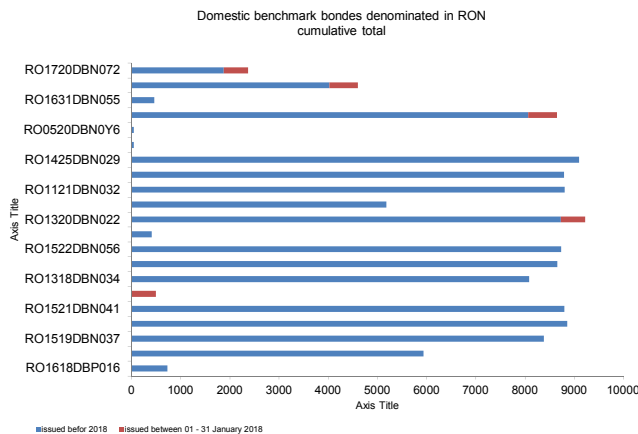
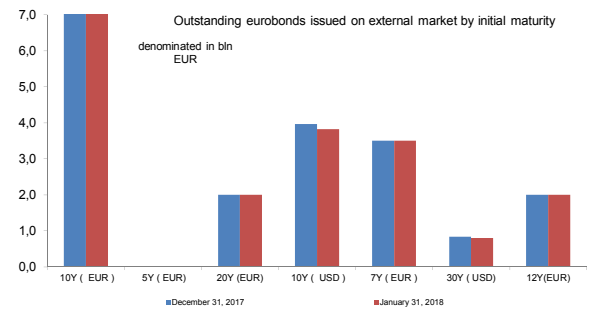
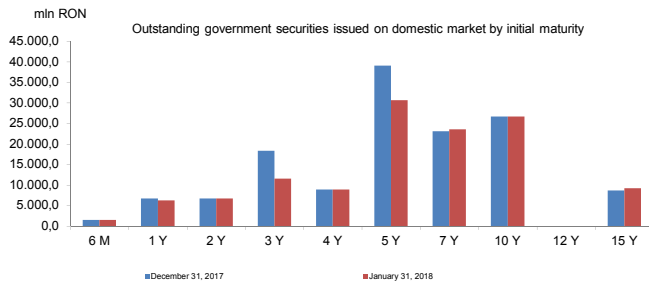
858.332,8

929.952,0

## 2. Government public debt evolution

	December, 2017		January, 2018		change	
	RON billion	mil. RON	RON billion	mil. RON	RON billion	%
<b>Total government public debt, o/w</b>	<b>352.996,8</b>	<b>337.601,7</b>	<b>332,4</b>	<b>337,601,7</b>	<b>-15.395,1</b>	<b>-4,4%</b>
<b>1. After the market issuance</b>						
<b>External, o/w:</b>	<b>144.843,0</b>	<b>143.712,9</b>	<b>-1.130,1</b>		<b>-0,8%</b>	
By instruments						
Eurobonds	95.766,6	94.896,4	-870,2		-0,9%	
loans	49.076,4	48.816,5	-259,9		-0,5%	
By currency						
RON	75,0	75,0	0,0		0,0%	
USD	23.657,8	22.745,1	-912,7		-3,9%	
EURO	118.982,6	118.779,0	-203,6		-0,2%	
others	2.127,6	2.113,8	-13,8		-0,6%	
By creditor						
multilateral	47.801,5	47.662,2	-139,3		-0,3%	
bilateral	146,8	145,3	-1,5		-1,0%	
private banks and others	96.894,7	95.905,4	-989,3		-1,0%	
By interest rate						
fixed	130.188,3	129.247,8	-940,5		-0,7%	
floating	14.654,7	14.465,1	-189,6		-1,3%	
<b>2. Domestic, o/w:</b>	<b>208.153,8</b>	<b>193.888,8</b>	<b>-14.265,0</b>		<b>-6,9%</b>	
By instruments						
T-bills	8.428,6	7.944,2	-484,4		-5,7%	
Bonds	131.345,1	126.712,5	-4.632,6		-3,5%	
loans	15.945,7	16.078,8	133,1		0,8%	
others	52.434,4	43.153,3	-9.281,1		-17,7%	
By currency						
RON	192.739,4	177.763,1	-14.976,3		-7,8%	
USD	0,0	0,0	0,0		0,0%	
EURO	16.171,4	16.125,7	-45,7		-0,3%	
By creditor						
multilateral	0,0	0,0	0,0		0,0%	
bilateral	0,0	0,0	0,0		0,0%	
private banks and others	208.153,8	193.888,8	-14.265,0		-6,9%	
By interest rate						
fixed	131.345,1	126.712,5	-4.632,6		-3,5%	
floating	76.808,7	67.176,3	-9.632,4		-12,5%	
<b>1. After residence of the creditor</b>						
<b>External</b>	<b>144.401,1</b>	<b>142.538,5</b>	<b>-1.862,6</b>		<b>-1,3%</b>	
<b>Domestic</b>	<b>208.595,7</b>	<b>195.063,2</b>	<b>-13.532,5</b>		<b>-6,5%</b>	
<b>Government public debt /GDP</b>		<b>41,1%</b>		<b>36,3%</b>		<b>-4,8%</b>
GDP (mln RON)		858.332,8		929.952,0		

## 3. Government securities market developments



The weighted average value of the remaining maturity relating to the outstanding government securities issued on domestic market at the end of January 2018 is 3,4 years and 8,0 years for Eurobonds issued on external markets.

#### 4. Holdings of government securities

Holdings of government securities issued on domestic market

Category	Available at nominal value (mln RON)	(%) total
1. Banking system	63.491,8	47,6%
2. Central Depository	167,6	
3. Clients holdings:	70.076,5	52,4%
non residents *)	23.964,6	17,9%
residents, o/w:	46.111,9	34,5%
private pension funds	23.062,1	17,2%
<b>Total</b>	<b>133.736,0</b>	<b>100,0%</b>

\*) includes government securities held by Clearstream

Holdings of government securities denominated in RON issued on domestic market

Category	Available at nominal value (mln RON)	(%) total
1. Banking system	57.943,9	46,8%
2. Central Depository	167,6	
3. Clients holdings:	66.104,5	53,2%
non residents *)	23.366,5	18,8%
residents, o/w:	42.738,0	34,4%
private pension funds	22.681,5	18,3%
<b>Total</b>	<b>124.216,0</b>	<b>100,0%</b>

\*) includes government securities held by Clearstream

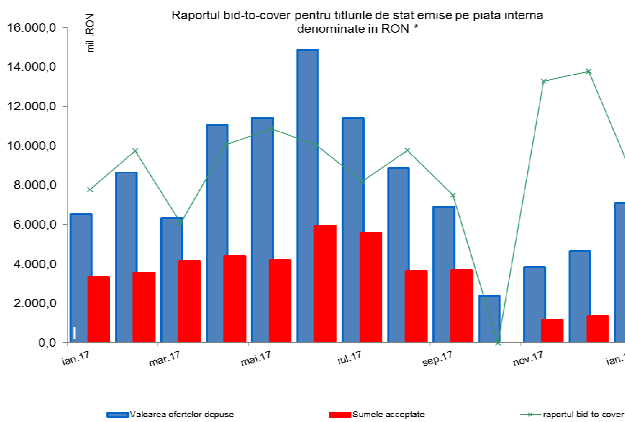
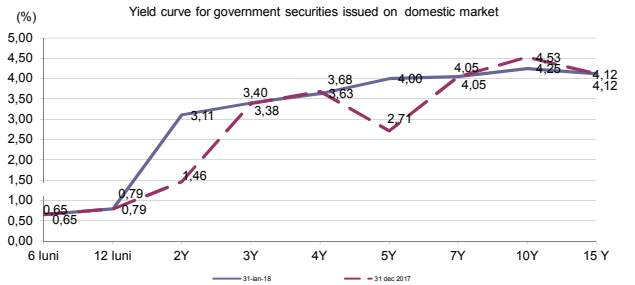
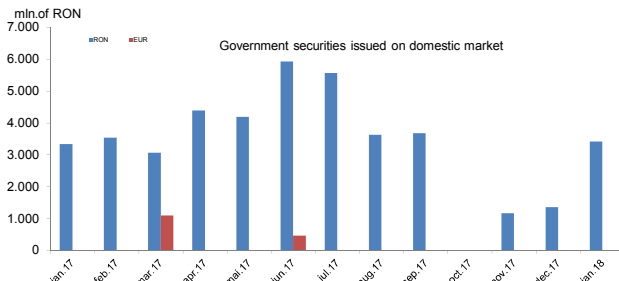
Holdings of government securities denominated in EUR issued on domestic market

Category	Available at nominal value (mln EUR)	(%) total
1. Banking system	1.191,0	58,3%
3. Clients holdings:	852,7	
non residents*)	128,4	6,3%
residents, o/w:	724,3	35,4%
private pension funds	81,7	4,0%
<b>Total</b>	<b>2.043,7</b>	<b>100,00%</b>

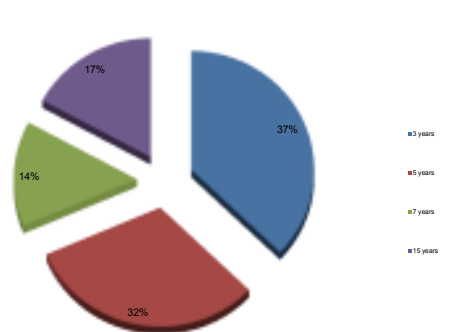
\*) includes government securities held by Clearstream

### III. Primary and secondary market of government securities

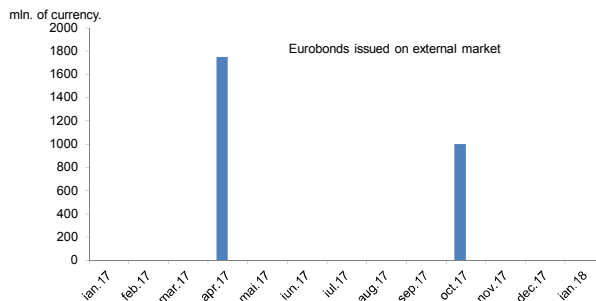
#### 1. Primary market of government securities



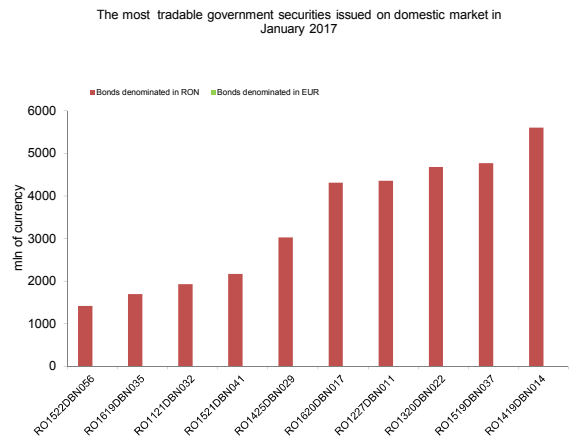
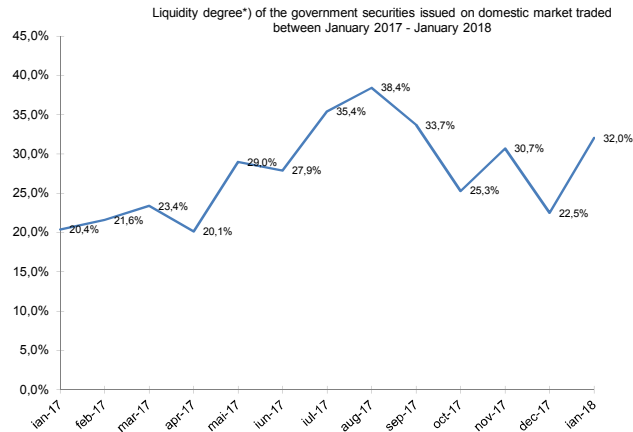
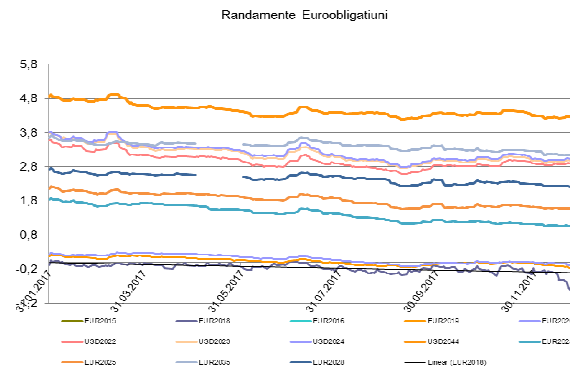
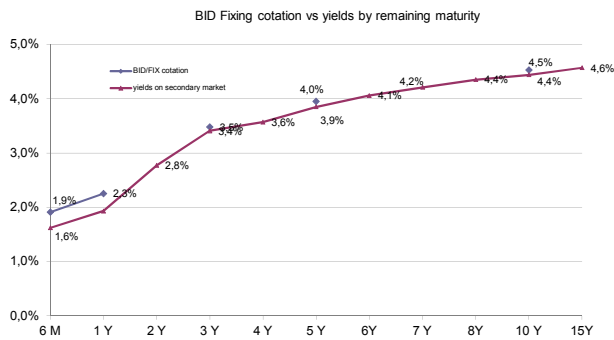
Government securities issued between 01 January - 31 January 2018 by initial maturity



\*calculated as amount of bids submitted/accepted amount



## 2. Secondary market of government securities



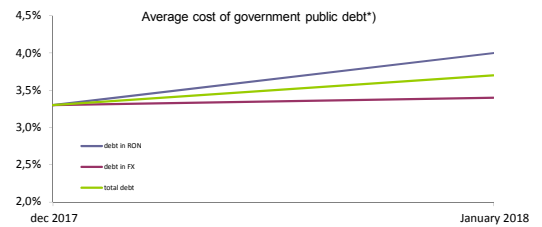
\*) liquidity degree is calculated as ratio between the total volume of monthly transactions and the total volume of the government securities.

## IV. Cost of the government public debt

### Interest payments on government public debt\*)

mln. RON	2018
domestic debt	370.4
external debt	224.0
<b>Total</b>	<b>594.4</b>

\*) includes payments on direct and guaranteed debt for January 2018

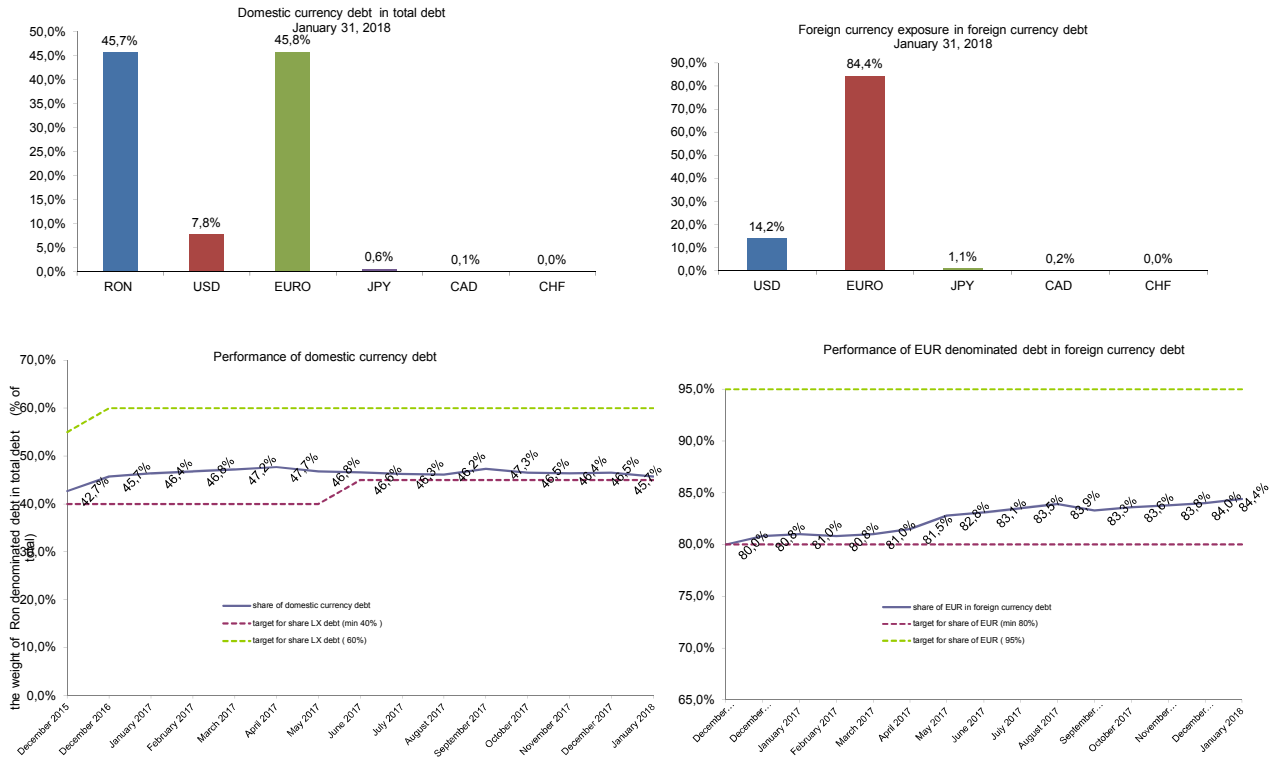


\*) does not include interest for temporary financing. It was calculated dividing annually interest payments by stock at January 2018

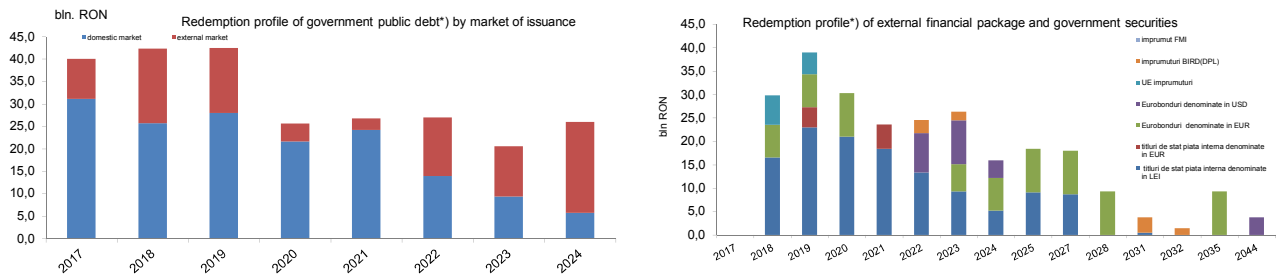
## V. Implementation of DMS 2017-2019

The revised Debt management Strategy approved by the Government in June 2017 proposed indicative targets for managing the financial risks of the debt portfolio. The risk indicators up to end 31 January 2018 complied the targets set in the DMS.

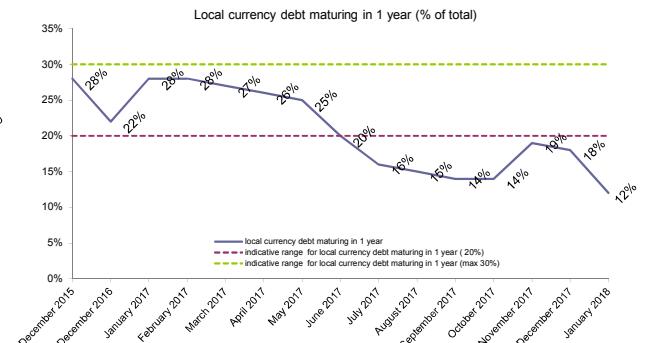
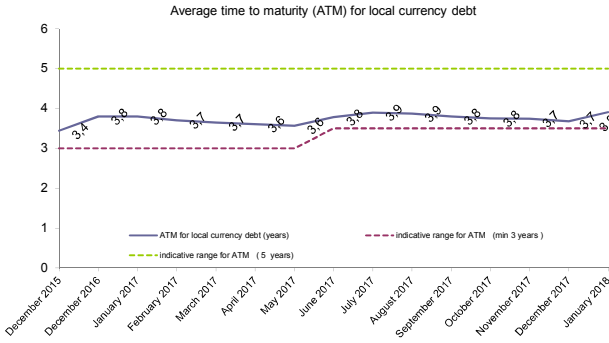
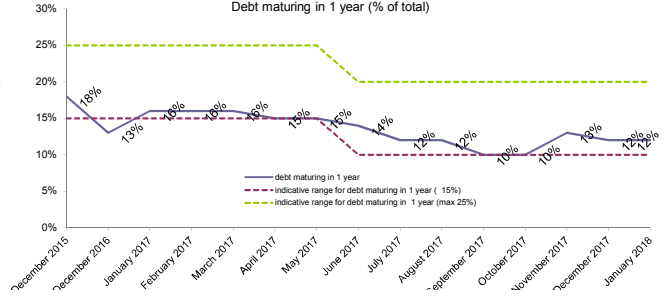
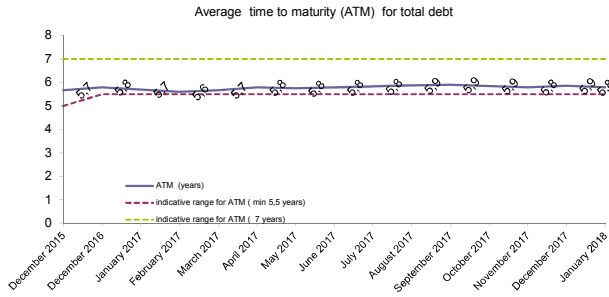
### 1. Currency risk



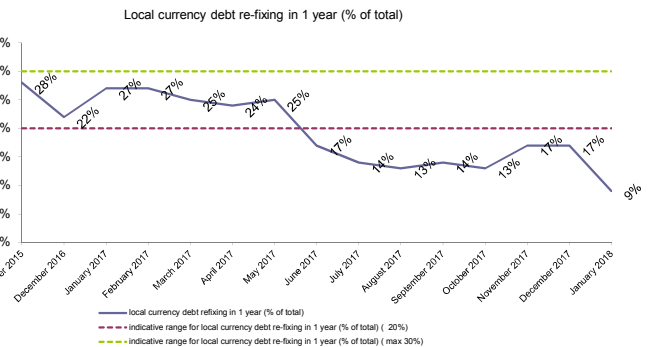
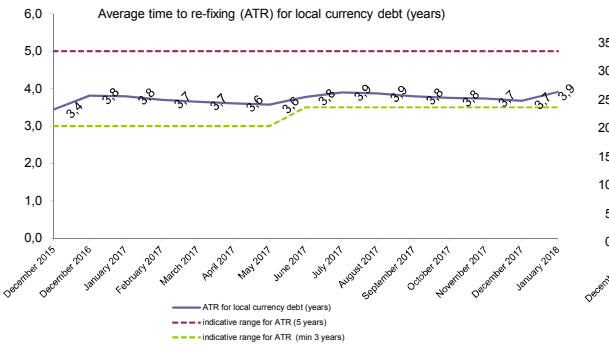
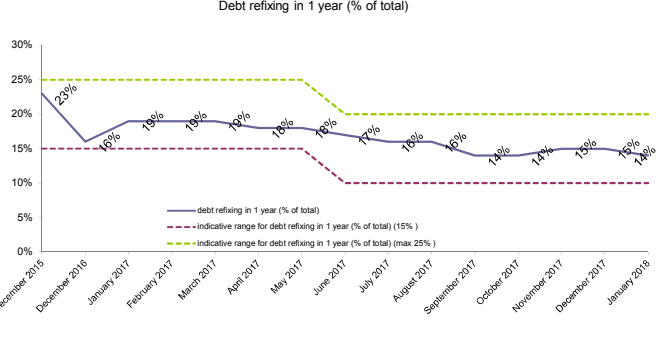
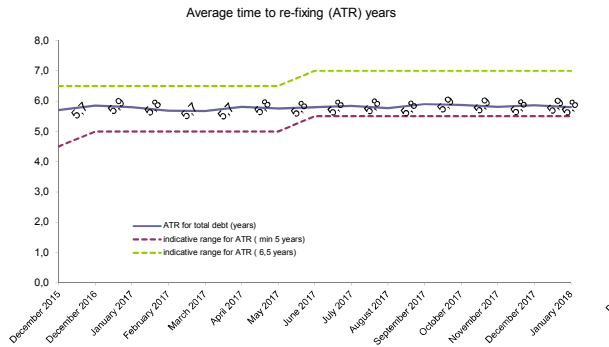
### 2. Refinancing risk



\*) based on contracted debt at the end of January 2018



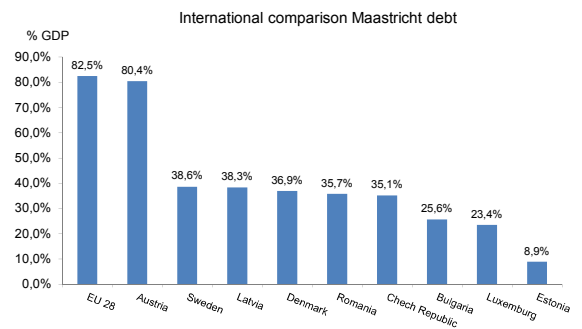
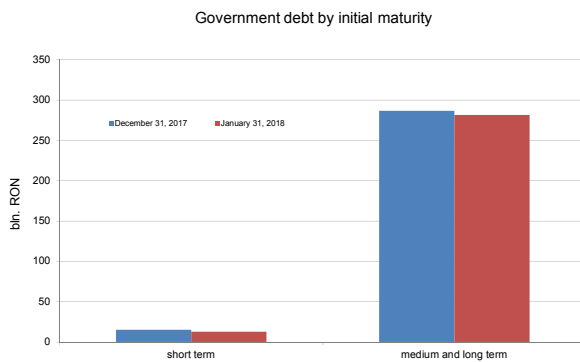
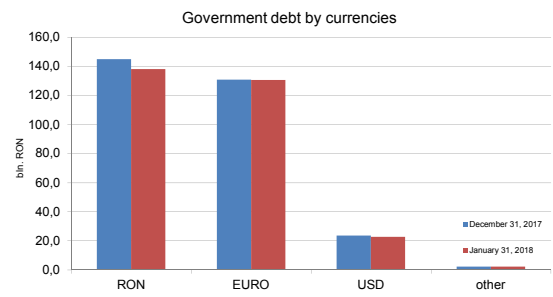
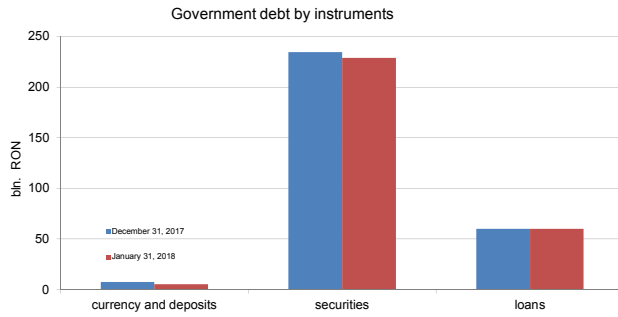
### 3. Interest rate risk



## B. PUBLIC DEBT ACCORDING TO EU METHODOLOGY

	December, 2017		January, 2018		change	
	RON million	% of total	mil. RON	% din total	mil. RON	% din total
General government debt *)	<b>300.777,2</b>		<b>293.669,5</b>		<b>-7.107,7</b>	<b>-2,4%</b>
	%GDP	<b>35,0%</b>		<b>34,2%</b>		<b>-0,8%</b>
<b>A o/w:</b>						
Central government debt	286.193,0	95,2%	279.113,0	95,0%	-7.080,0	-2,5%
Local government debt	14.584,3	4,8%	14.556,5	5,0%	-27,8	-0,2%
<b>B o/w:</b>						
General domestic government debt	154.766,5	51,5%	148.473,1	50,6%	-6.293,4	-4,1%
General external government debt	146.010,7	48,5%	145.196,4	49,4%	-814,3	-0,6%

- according to EU methodology, the debt to GDP ratio was calculated taking into consideration the sum of GDP for the four last quarters (GDP according to press release NIS from April 5, 2018)



At the end of Q3 2017 government debt represented 35,7% of GDP, well below the level registered in the EU-28 (82,5% of GDP), and the Euro Zone (88,1% of GDP) (according to eurostat newsrelease no.14/2018 - 24 January 2018)