



## RAPORT PRIVIND DATORIA PUBLICA

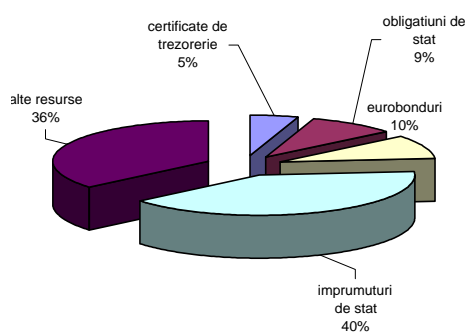
31 Ianuarie 2008

A. Datoria Publica*		
Compozitia Datoriei Publice (milioane lei)		
	31 decembrie 2007	31 ianuarie 2008**
Total Datorii Publice	81.588,3	82.547,7
Total Datorii Publice % PIB	20,16%	17,4%
din care:		
A. Datorii publice guvernamentale	93,35%	93,04%
Datorii publice locale	6,65%	6,96%
B. Negociabile	22,82%	22,02%
Ne-Negociabile	77,18%	77,98%
C. RON	53,19%	52,80%
EURO	30,98%	32,33%
Alte valute	15,83%	14,87%

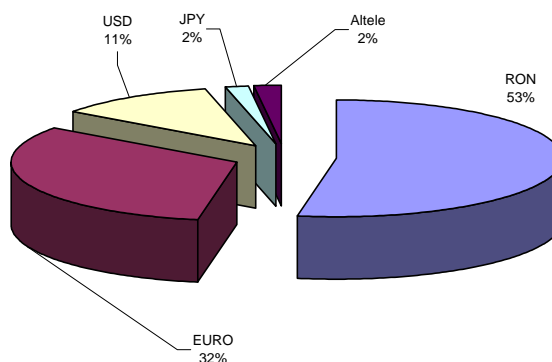
\* include datoria garantata de stat si de autoritatile administratiei publice locale

\*\* date operative

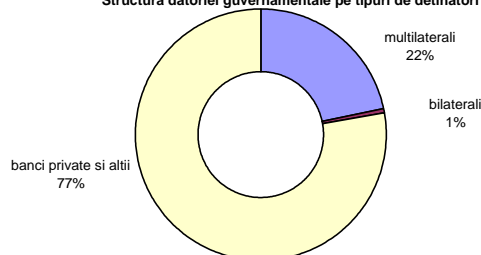
Structura datoriei publice guvernamentale pe tipuri de instrumente



Structura datoriei guvernamentale pe tipuri de valute



Structura datoriei guvernamentale pe tipuri de detinatori

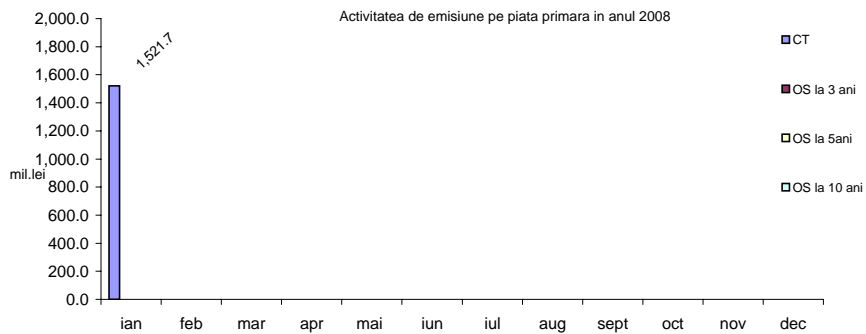
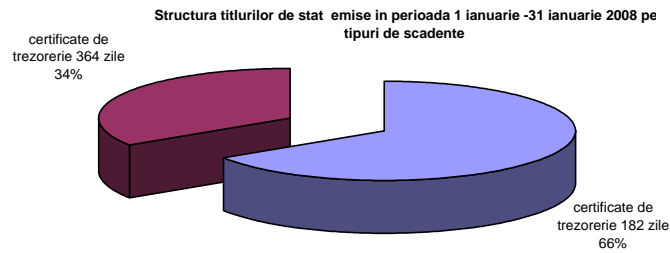




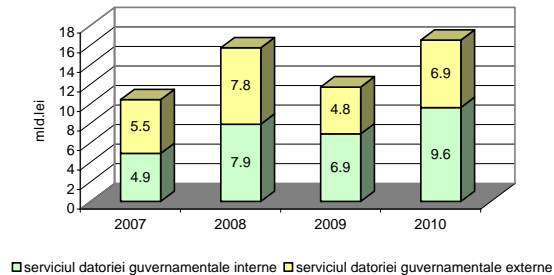
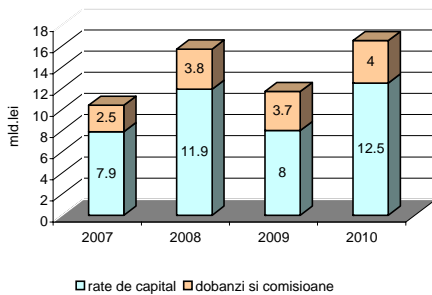
### B. Imprumuturi noi in luna Ianuarie 2008

mil. lei

Structura imprumuturilor emise in perioada 1 Ianuarie - 31 Ianuarie 2008	
- emisiuni de titluri de stat pe piata interbancara	1,521.7
- imprumuturi de stat, din care:	178.9
- contractate direct	178.9
- garantate de stat	0
<b>TOTAL</b>	<b>1,700.6</b>



### C. Serviciul datoriei publice guvernamentale





D. Piata primara si secundara a titlurilor de stat

I. Piata primara

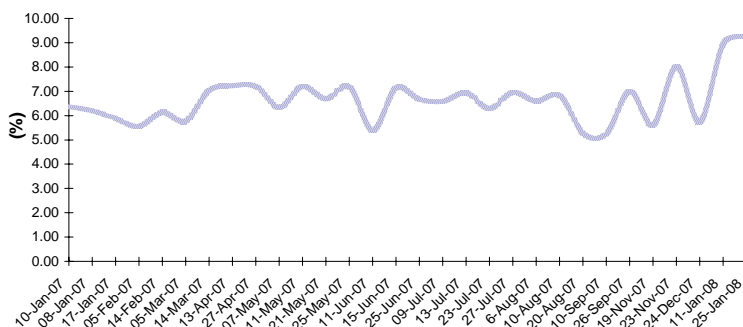
1. Calendarul emisiunilor de titluri de stat Trimestrul I - 2008

	Data Licitatiei	Data Decontarii	Instrumentul de datorie	valori indicative ( mil. Lei )
IANUARIE	17-Jan-08	21-Jan-08	RO0717DBN038	1,000.0
	09-Jan-08	11-Jan-08	RO0808CTN013	1,000.0
	23-Jan-08	25-Jan-08	RO0809CTN029	1,000.0
FEBRUARIE	07-Feb-08	11-Feb-08	RO0811DBN013	1,000.0
	21-Feb-08	25-Feb-08	RO0813DBN027	100.0
	13-Feb-08	15-Feb-08	RO0808CTN039	500.0
	27-Feb-08	29-Feb-08	RO0809CTN045	100.0
MARTIE	06-Mar-08	10-Mar-08	RO0811DBN013	500.0
	20-Mar-08	24-Mar-08	RO0813DBN027	500.0
	12-Mar-08	14-Mar-08	RO0808CTN054	500.0
	26-Mar-08	28-Mar-08	RO0809CTN060	100.0

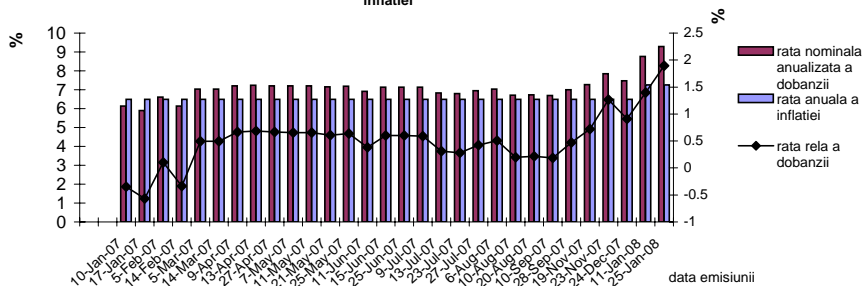
2. Rezultatele licitatiilor ianuarie 2008 mil. lei

Licitatie	ISIN	Scadenta	Volum anuntat (prospect emisiune)	Volum oferta de cumparare	Volum adjudecat	Randament
<b>CT si OS</b>						
21-Jan-08	RO0717DBN038	6/11/2017	1,000.0	1,419.5	0.0	6.75%
11-Jan-08	RO0808CTN013	7/11/2008	1,000.0	1,264.7	999.9	8.76%
25-Jan-08	RO0809CTN029	1/23/2009	1,000.0	1,279.9	521.7	9.29%

Evolutia randamentelor titlurilor de stat active in perioada 31 ianuarie 2007-31 ianuarie 2008



Evolutia ratelor reale ale dobanzilor titlurilor de stat lansate in perioada 01.01.2007-31.01.2008 comparativ cu ratelile inflatiei



Scadenta ramasa a titlurilor de stat \*

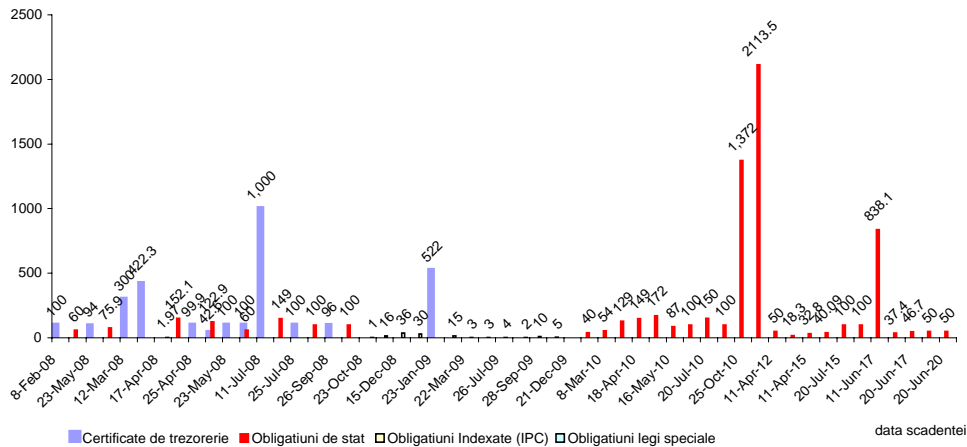
	31-Dec-07	%	31-Jan-08	%
Suma totala	8,392.2	100.0%	9,774.9	100.0%
din care:				
pe termen scurt (<1an)	2,422.1	28.9%	3,804.8	38.9%
pe termen mediu (1-5 ani)	4,674.9	55.7%	4,674.9	47.8%
pe termen lung (>5ani)	1,295.2	15.4%	1,295.2	13.3%

\* nu include eurobondurile

Valoarea medie a scadentei ramase pentru CT si OS la 31 ianuarie 2008 este de: 2.9 ani



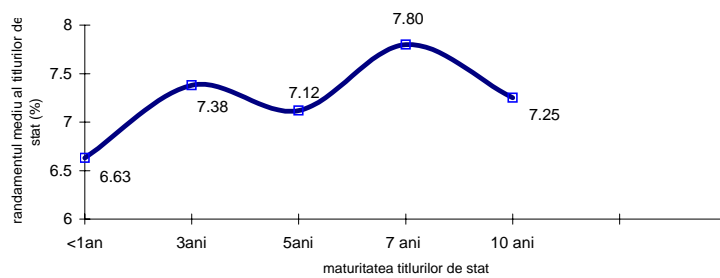
Graficul de rambursare a titlurilor de stat active



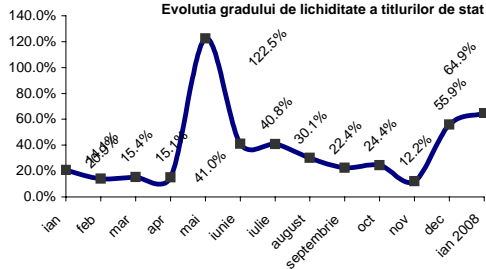
Nota: nu include emisiunile de euroobligatiuni

I. Piata secundara a titlurilor de stat

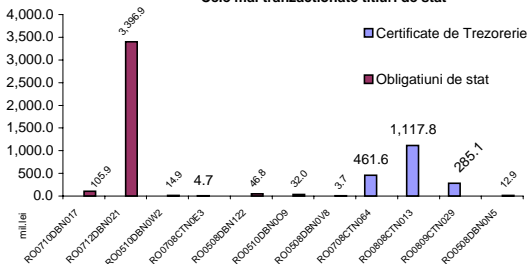
Evolutia randamentelor curente ale titlurilor de stat in luna decembrie



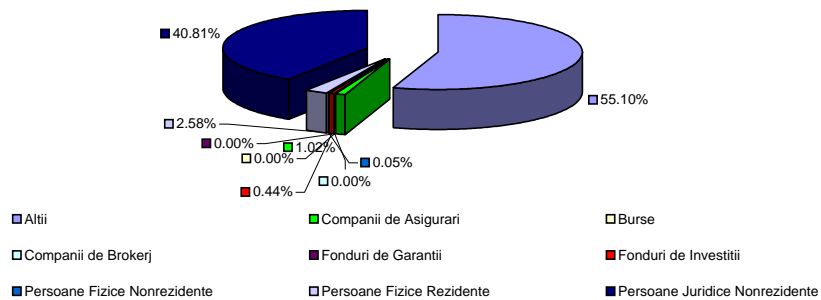
Evolutia gradului de lichiditate a titlurilor de stat



Cele mai tranzactionate titluri de stat

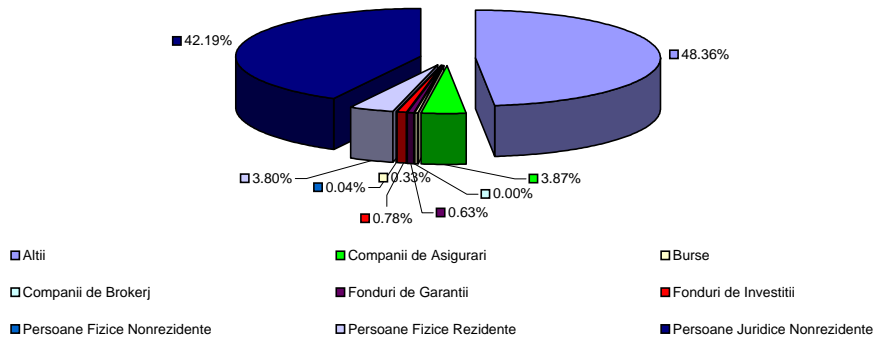


Volumul tranzactiilor pe categorii de clienti in perioada 1-31 ianuarie (vanzare)

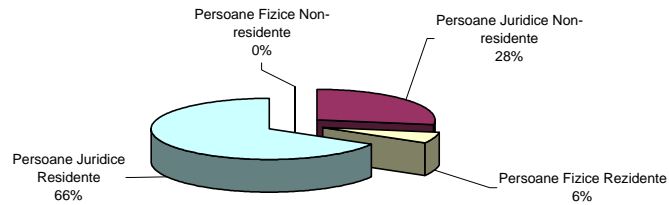




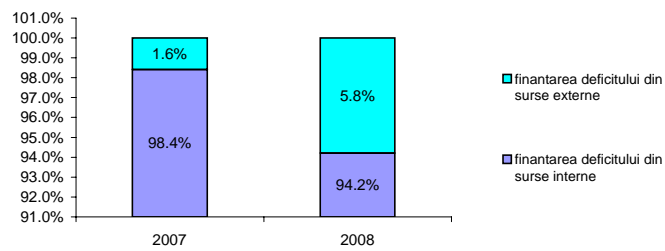
Volumul tranzactiilor pe categorii de clienti in perioada 1-31 ianuarie (cumparare)



Volumul tranzactiilor pe categorii de conturi clienti in perioada 1 -31 ianuarie 2008



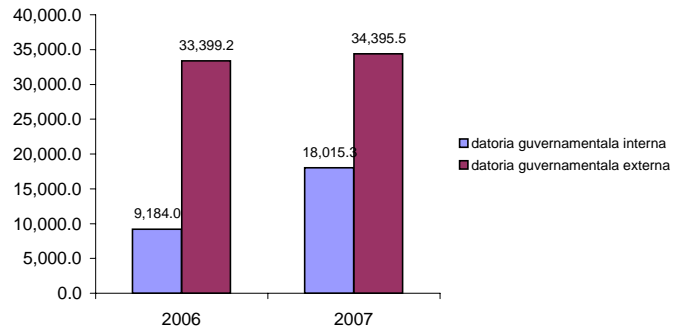
E. Finantarea deficitului bugetar





F. Datoria guvernamentala conform metodologiei UE

mil.lei



F. Comparatii internationale

Romania indeplineste trei din cele cinci criterii de la Maastricht, cel referitor la datoria publica, deficitul bugetar si rata de schimb.

