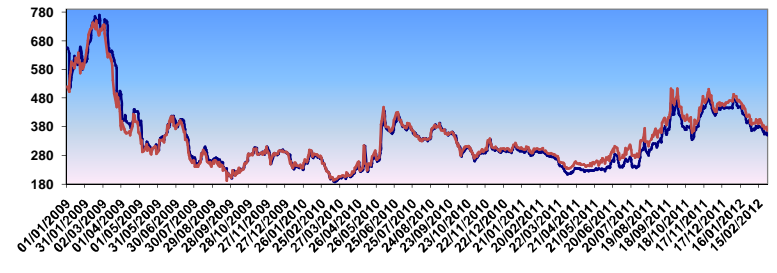




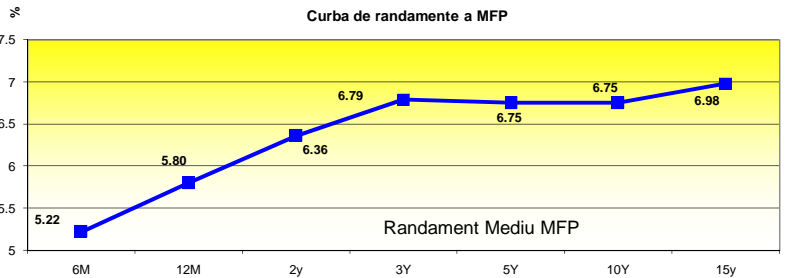
### Romania CDS 5y, 10y - 01.01.2009 - 29.02.2012



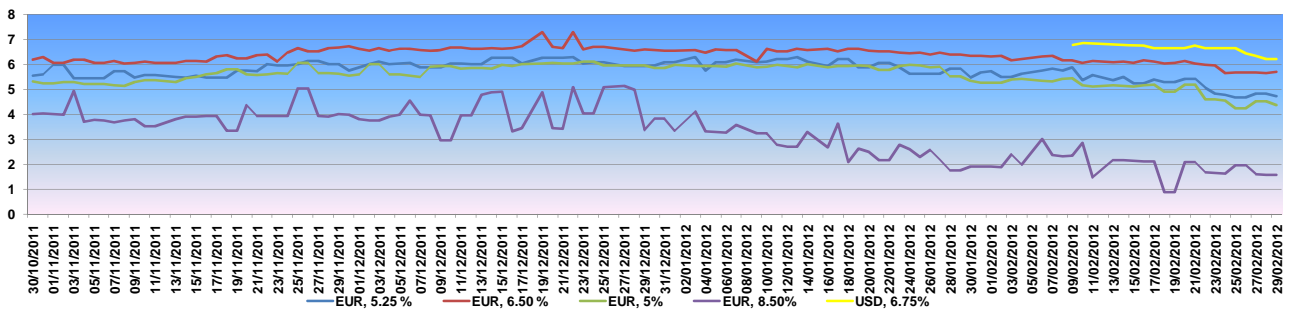
Rating de tara	Moody's	S&P	Fitch
	Baa3	BB+	BBB-

Licitatii pe piata interna, Februarie 2012				
Data	Volum (RON MIL) - Anuntat	Volum (RON MIL) - Adjudecat	Maturitate (ani)	Randament (%)
02.02.2012	750	1,304	3	6.79
06.02.2012	1,500	1,857	1	5.90
13.02.2012	800	1,502	1	5.80
16.02.2012	400	500	5	6.75
20.02.2012	750	2,537	2	6.36
23.02.2012	300	122	15	6.98
27.02.2012	500	500	0.5	5.22
<b>TOTAL</b>	<b>5,000</b>	<b>8,322.17</b>		

Licitatii pe piata interna Martie 2012		
Data	Volum (RON MIL) - Anuntat	Maturitate (ani)
01.03.2012	300	10
05.03.2012	900	2
12.03.2012	1,000	1
15.03.2012	500	5
19.03.2012	1,000	1
22.03.2012	1,000	5
26.03.2012	300	0.5
<b>TOTAL</b>	<b>5,000</b>	

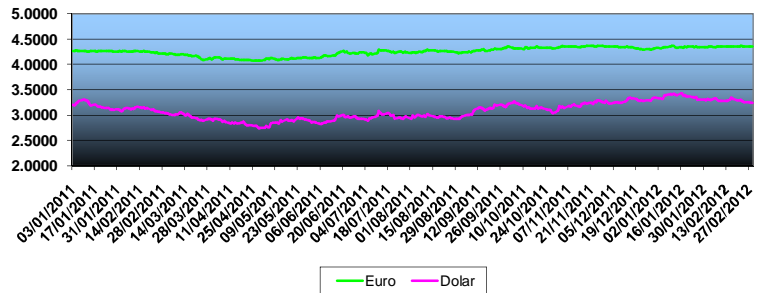


### Evolutia bondurilor romanesti la zi

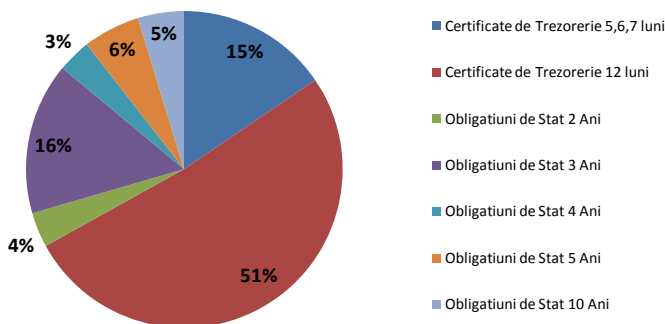


Indicatori Macroeconomici si Previzuni				
	2009	2010	2011	2012F
PIB Real (% an-an)	-6.6	-1.6	2.5	1.5-2
Deficit bugetar (% PIB, cash)	-7.3	-6.5	-4.35	-1.9
Deficit Bugetar (% PIB, ESA95)	-9	-6.9	-4.9	-3
Rata Inflatiei	4.74	7.96	3.14	3.00
Rata de Politica Monetara	8	6.25	6	5.5
Curs Valutar Mediu (EUR/RON)	4.2373	4.2099	4.3267	4.26
Rata Somajului (%)	7.8	6.87	4.9	4.5
Datoria Publica (% PIB, ESA95)	23.8	31.0	34.3	33.8

### Evolutie curs valutar USD/RON, EUR/RON



### Structura Datoriei Publice pe Maturitati Ianuarie-December 2011



### Structura datoriei publice in functie de valuta aferenta Decembrie 2011

